



**The Corporation of the
City of North Bay**

200 McIntyre St. East
North Bay, Ontario
Canada P1B 8H8

Office of the Mayor

Direct Line: (705) 474-0626, ext. 2517
Direct Fax: (705) 474-4925
Toll Free: 1-800-465-1882
Email: mayor@cityofnorthbay.ca

June 15, 2021

VIA E-Mail and Ordinary Mail

Right Honourable Justin Trudeau
House of Commons
Ottawa, ON K1A 0A6
Justin.trudeau@parl.gc.ca

The Honourable Patty Hajdu
Minister of Health, House of Commons
Ottawa, ON K1A 0A6
hcmister.ministresc@canada.ca

Dear Prime Minister Trudeau and Minister Hajdu:

RE: Opioid Crisis

Please see the attached letter sent to Ontario Premier Doug Ford, Ontario Minister of Health Christine Elliott and Minister Tibollo regarding the need for immediate action to address the worsening opioid crisis and its impact on our communities.

While we recognize that health care is primarily a provincial responsibility, it is the role of the federal government to provide the necessary funding. We believe all levels of government should be working together to find solutions to this crisis. We are requesting a meeting of federal, provincial and municipal representatives to discuss a national action plan.

Yours truly,

Handwritten signature of Mayor Al McDonald in black ink.

Mayor Al McDonald
City of North Bay

Handwritten signature of Mayor Christian Provenzano in black ink.

Mayor Christian Provenzano
City of Sault Ste. Marie

Handwritten signature of Mayor Brian Bigger in black ink.

Mayor Brian Bigger
City of Greater Sudbury

Handwritten signature of Mayor George Pirie in black ink.

Mayor George Pirie
City of Timmins

Handwritten signature of Mayor Bill Mauro in black ink.

Mayor Bill Mauro
City of Thunder Bay

Encl.



**The Corporation of the
City of North Bay**

200 McIntyre St. East
North Bay, Ontario
Canada P1B 8H8

Office of the Mayor

Direct Line: (705) 474-0626, ext. 2517
Direct Fax: (705) 474-4925
Toll Free: 1-800-465-1882
Email: mayor@cityofnorthbay.ca

June 15, 2021

VIA E-Mail and Ordinary Mail

The Honourable Doug Ford – premier@ontario.ca
Premier of Ontario
Legislative Building, Queen's Park,
Toronto, on M7A 1A1

The Honourable Christine Elliot – christine.elliott@pc.ola.org
Minister of Health
5th Floor, 777 Bay Street
Toronto, On M7A 2J3

The Honourable Michael Tibollo – michael.tiboloco@pc.ola.org
Whitney Block, Room 1618
99 Wellesley St. W.
Toronto, ON M7A 1A2

Dear Premier Ford and Ministers Elliot and Tibollo:

RE: Opioid Crisis

As the Mayors of the five largest cities in Northern Ontario, we are writing today to request the immediate assistance of the provincial government in addressing the unprecedented number of opioid overdoses and deaths in our communities.

All five Northern Ontario cities, including North Bay, Sudbury, Timmins, Sault Ste. Marie and Thunder Bay, are now grappling with two major health crises – the Covid-19 pandemic and the opioid epidemic.

The latest (attached) data collected by Ontario's chief coroner shows how the brunt of this national crisis is bearing down on our Northern communities. In 2020, the number of opioid-related deaths in some of our districts more than doubled compared to 2019; and our regions are now experiencing some of the highest per capita overdose numbers in the province.

In the Algoma Public Health Unit area, the number opioid-related deaths rose to 53 in 2020, up from 17 in 2019, representing a 211 per cent increase. The North Bay Parry Sound District Health Unit, meanwhile, saw a 168 per cent increase during that same period, with 51 deaths in 2020 compared to 19 in 2019. The Sudbury and District Health Unit area experienced an 87.5 per cent increase, with 105 opioid-related deaths in 2020, up from 56 in 2019. And, in the Porcupine Health Unit area, the number of opioid-related deaths reached 40 in 2020, compared to 22 in 2019 -- an 82 per cent increase -- while the Thunder Bay District Health unit saw the number of deaths increase in 2020 to 65, compared to 38 in 2019, an increase of 71 per cent.

Urgent action is required now in order to stem the number of deaths in our communities and to alleviate the extreme pressures on our mental health and addiction services.

While we recognize and appreciate all of the efforts that have been put forward to date to try to address the increasing number of opioid overdoses in across Canada, the stark reality is that we are facing a worsening crisis. In fact, it would be more apropos to describe these deaths as poisonings in light of how lethal opioid drugs are to those struggling with addiction and to the communities trying to cope with the impacts.

Our request is for a meeting so you can hear the challenges we are facing and we can discuss plans and opportunities in partnership with you. We appreciate the time constraints everyone is under as a result of Covid-19 and thank you for all your efforts on this front.

We would like to request that this meeting take place as soon as it can be accommodated by you. We will work around your busy schedules.

Yours truly,



Mayor Al McDonald
City of North Bay

Mayor Christian Provenzano
City of Sault Ste. Marie

Mayor Brian Bigger
City of Greater Sudbury



Mayor George Pirie
City of Timmins



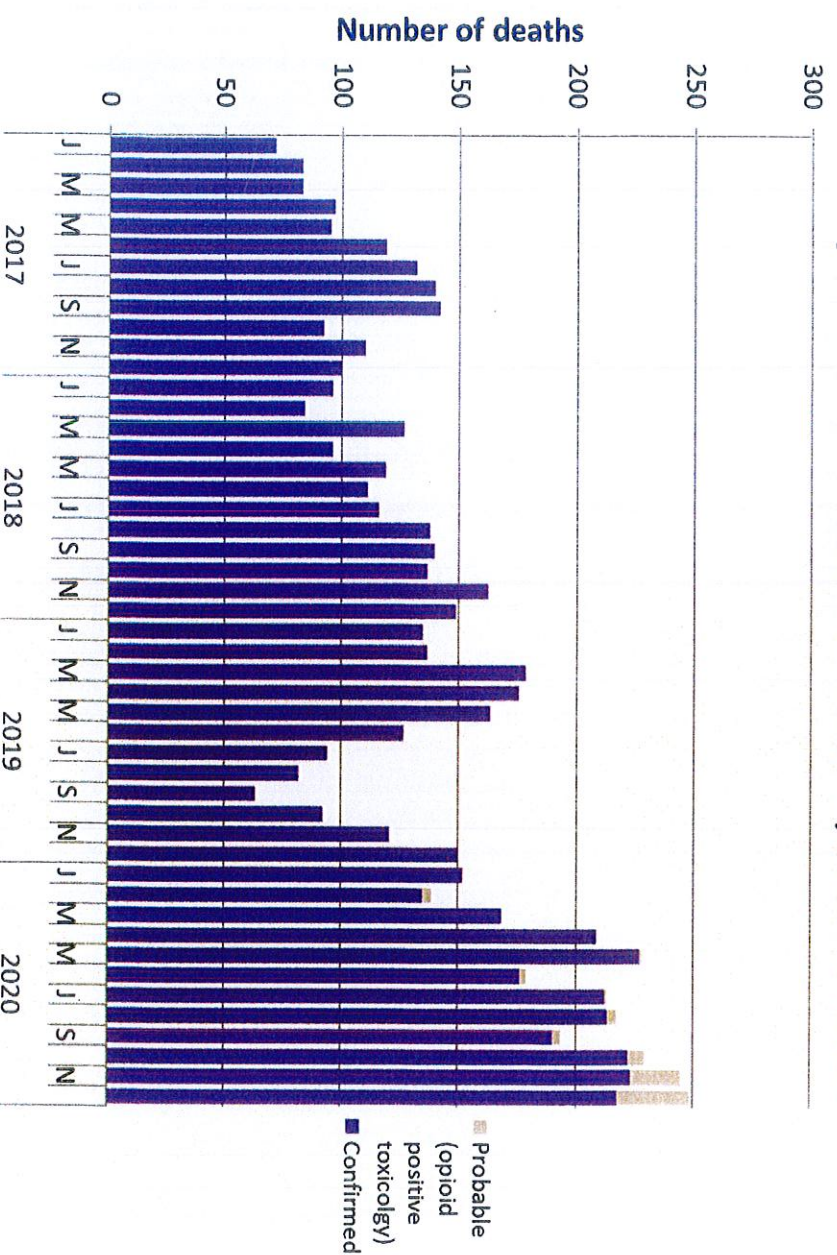
Mayor Bill Mauro
City of Thunder Bay

Encl.

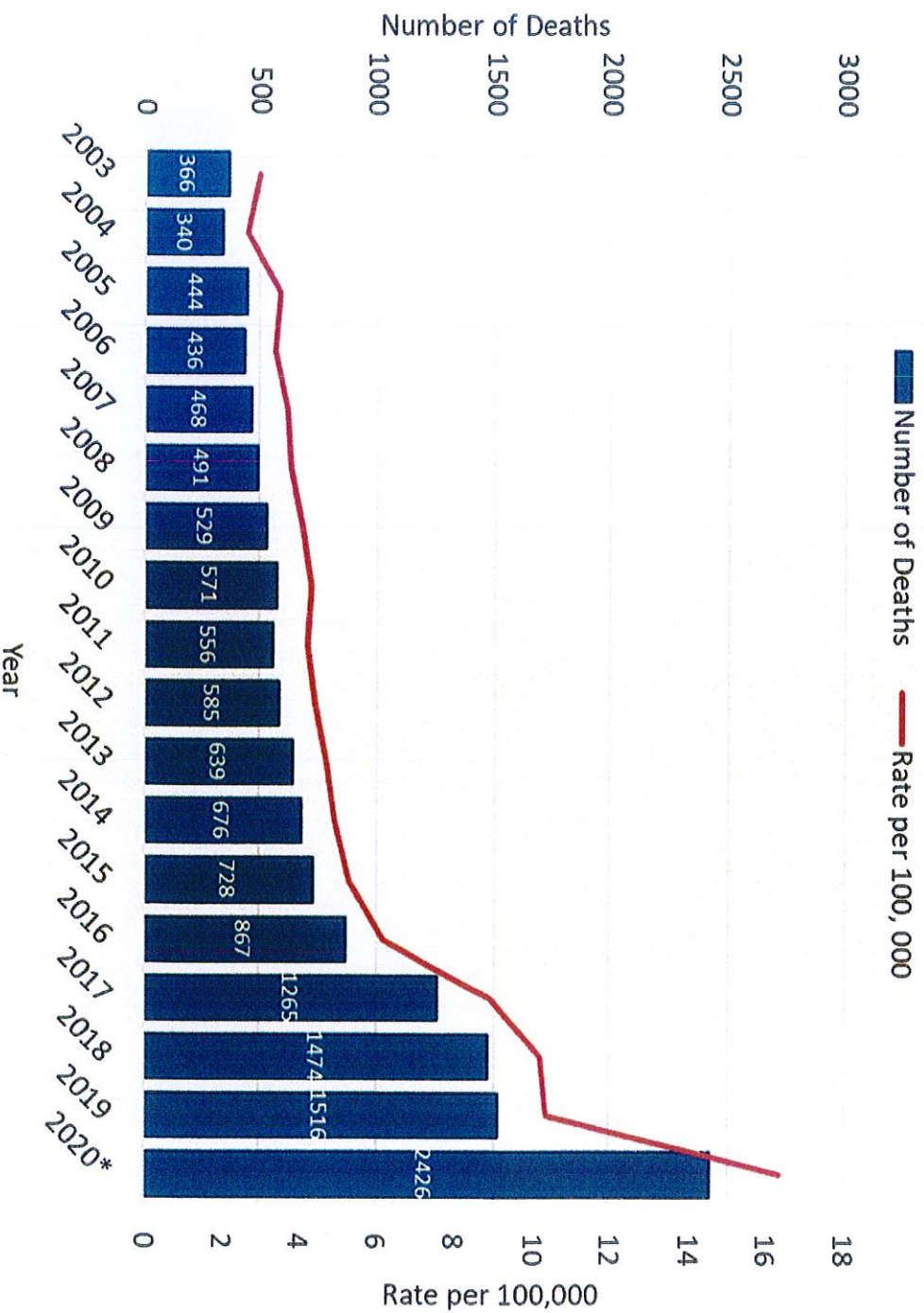
Ontario opioid-related deaths from Jan-Dec 2020

- 2426 opioid-related deaths* reported to date in 2020
- 60% increase over the same time period in 2019 (1516 deaths)
- 250 deaths occurred in December, the highest number of deaths reported to date in 1 month

Opioid-related Deaths in Ontario, 2017 to 2020



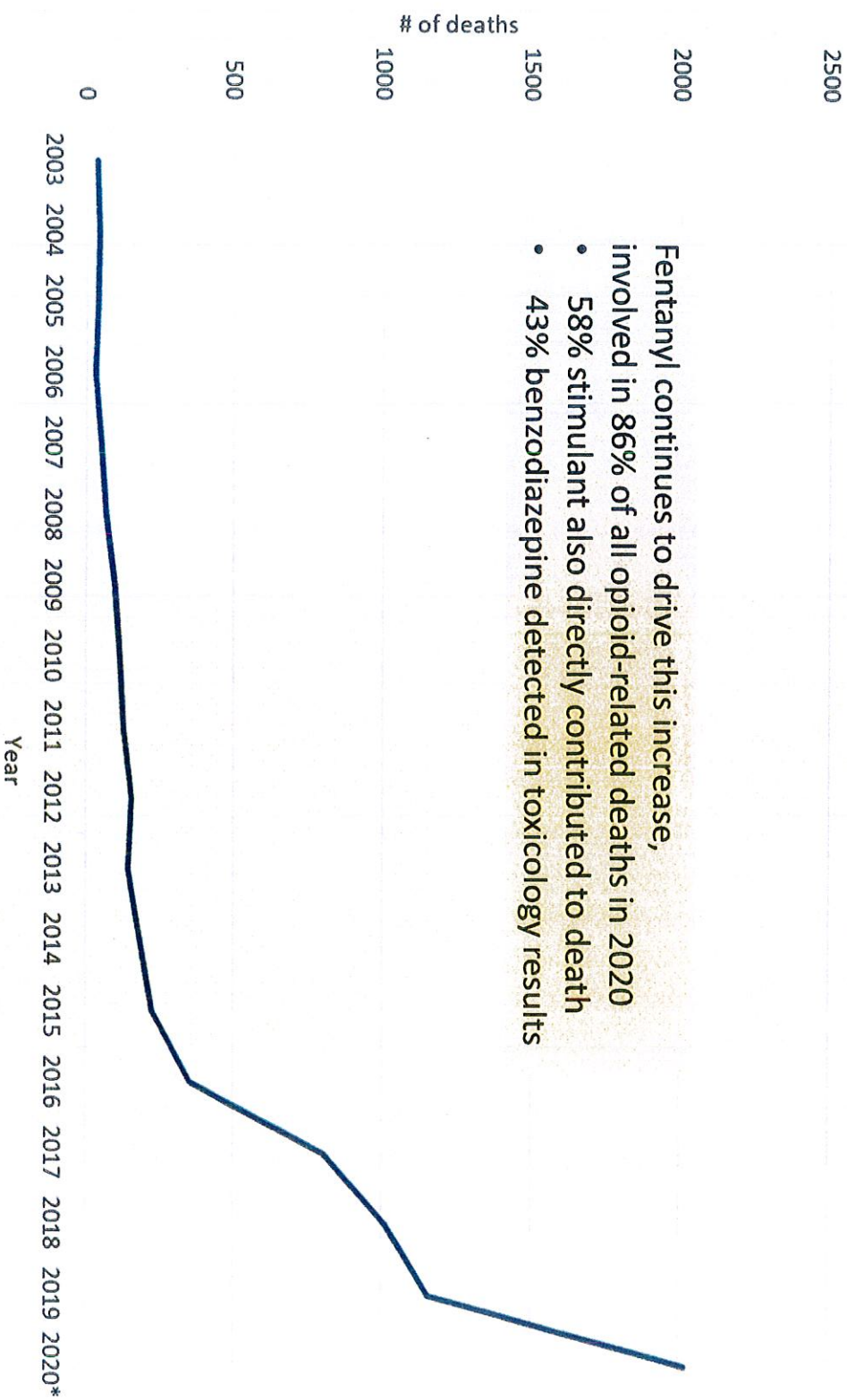
Opioid-related deaths in Ontario, 2003-2020*



Source: Office of Chief Coroner (OCC) - Data effective April 6, 2021

*Includes both confirmed (2352) and probable (74) opioid-related deaths, preliminary and subject to change

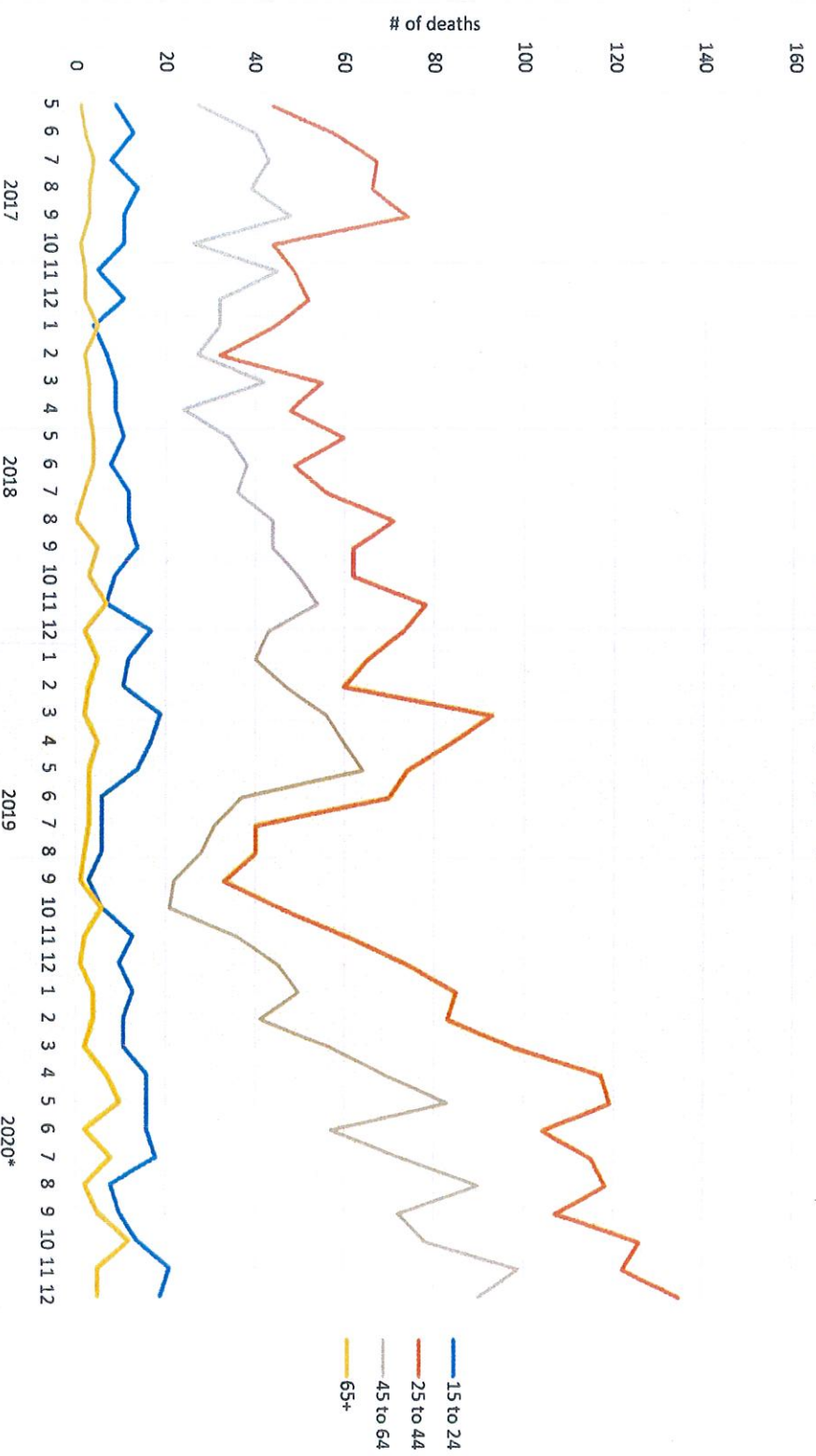
Number of opioid-related deaths with fentanyl or fentanyl analogue present at death, Ontario, 2003 to 2020



*Preliminary and subject to change

Opioid-related deaths by age group and month, May 2017 to Dec 2020*

Opioid-related deaths by age-group, May 2017-Dec 2020

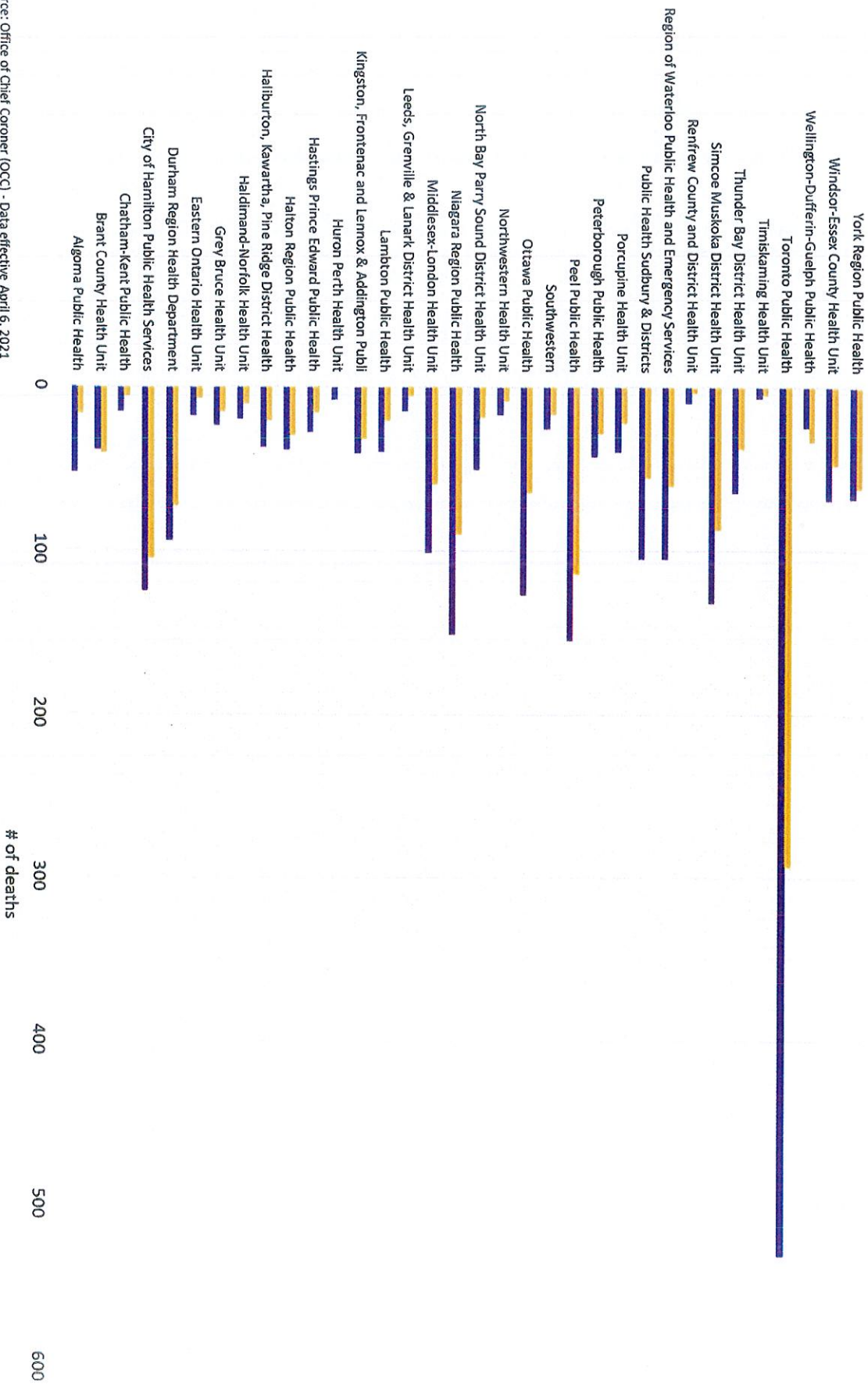


Source: Office of Chief Coroner (OCC) - Data effective April 6, 2021

*Includes both confirmed (2352) and probable (74) opioid-related deaths, preliminary and subject to change

Opioid-related deaths from Jan to Nov 2019 and 2020 by PHU Region

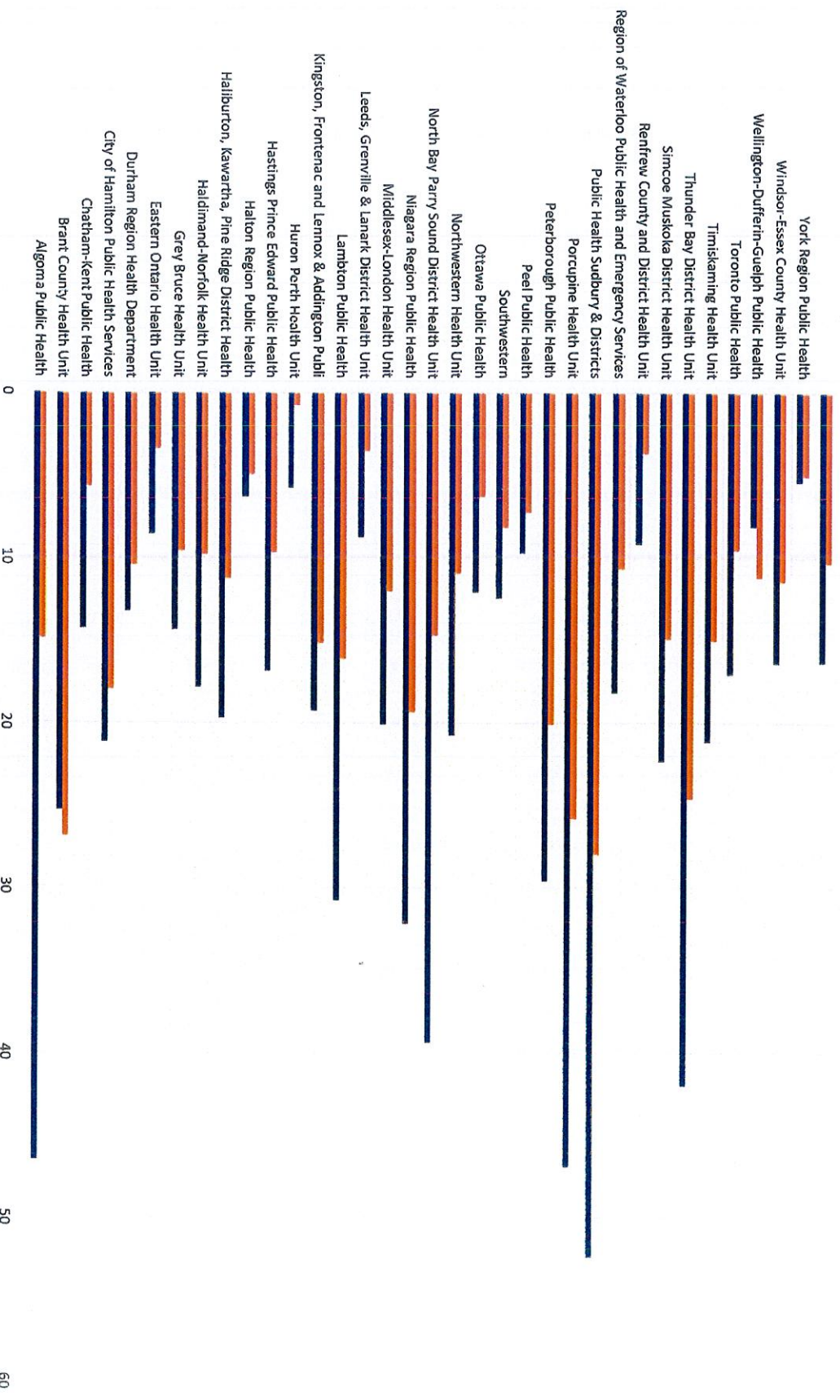
■ 2019 Jan to Dec ■ 2020 Jan to Dec



Source: Office of Chief Coroner (OCC) - Data effective April 6, 2021
 *Includes both confirmed (2352) and probable (74) opioid-related deaths, preliminary and subject to change

Opioid-related deaths per 100, 000 by PHU Region, 2019 and 2020

■ 2019 Jan to Dec ■ 2020 Jan to Dec



Source: Office of Chief Coroner (OCC) - Data effective April 6, 2021
 *includes both confirmed (2352) and probable (74) opioid-related deaths, preliminary and subject to change

Preliminary Opioid-related deaths by month and Public Health Unit, Ontario, January to Dec 2020

Public Health Unit	January 2020		
	Confirmed ¹	Probable ²	Total
Algoma Public Health	3	0	3
Brant County Health Unit	6	0	6
Chatham-Kent Public Health	2	0	2
City of Hamilton Public Health Services	4	0	4
Durham Region Health Department	6	0	6
Eastern Ontario Health Unit	1	0	1
Grey Bruce Health Unit	1	0	1
Haldimand-Norfolk Health Unit	3	0	3
Haliburton, Kawartha, Pine Ridge District Health	5	0	5
Halton Region Public Health	3	0	3
Hastings Prince Edward Public Health	1	0	1
Huron Perth Health Unit	1	0	1
Kingston, Frontenac and Lennox & Addington Publi	4	0	4
Lambton Public Health	3	0	3
Leeds, Grenville & Lanark District Health Unit	0	0	0
Middlesex-London Health Unit	10	0	10
Niagara Region Public Health	6	0	6
North Bay Parry Sound District Health Unit	1	0	1
Northwestern Health Unit	1	0	1
Ottawa Public Health	4	0	4
Southwestern	4	0	4
Peel Public Health	8	0	8
Peterborough Public Health	2	0	2
Porcupine Health Unit	1	0	1
Public Health Sudbury & Districts	5	0	5
Region of Waterloo Public Health and Emergency Services	9	0	9
Renfrew County and District Health Unit	0	0	0
Simcoe Muskoka District Health Unit	9	0	9
Thunder Bay District Health Unit	3	0	3
Timiskaming Health Unit	1	0	1
Toronto Public Health	35	0	35
Wellington-Dufferin-Guelph Public Health	0	0	0
Windsor-Essex County Health Unit	6	0	6
York Region Public Health	4	0	4
ONTARIO	152	0	152

¹ Confirmed cases (at least one opioid listed in the cause of death, other non-opioid opioid substances mentioned)
² Cases still under investigation (suspect-drug related death with toxicology positive for opioid)

Data source: Coroner's Opioid Investigative Aid, January 2020 to Dec 2020, Office of the Chief Coroner for Ontario
 Data is preliminary and subject to change

This data will be posted to the Interactive Opioid Tool in a future update.

<https://www.publichealthontario.ca/en/data-and-analysis/substance-use/interactive-opioid-tool>

February 2020			March 2020			April 2020		
Confirmed ¹	Probable ²	Total	Confirmed ¹	Probable ²	Total	Confirmed ¹	Probable ²	Total
5	1	6	4	0	4	1	0	1
1	0	1	3	0	3	4	0	4
1	0	1	0	0	0	1	0	1
8	0	8	12	0	12	12	0	12
9	0	9	6	0	6	10	0	10
0	0	0	1	0	1	1	0	1
0	0	0	2	0	2	1	0	1
0	0	0	1	0	1	1	0	1
1	0	1	1	0	1	2	0	2
2	0	2	1	0	1	1	0	1
1	0	1	1	0	1	3	0	3
1	0	1	0	0	0	2	0	2
2	0	2	5	0	5	2	0	2
0	0	0	4	0	4	3	0	3
0	0	0	1	0	1	0	0	0
6	0	6	9	0	9	5	0	5
13	0	13	8	0	8	21	0	21
1	0	1	4	0	4	7	0	7
2	0	2	0	0	0	2	0	2
6	0	6	8	0	8	10	0	10
1	0	1	2	0	2	0	0	0
8	0	8	14	0	14	17	0	17
2	0	2	4	0	4	4	0	4
4	0	4	2	0	2	0	0	0
11	0	11	5	0	5	7	0	7
7	0	7	13	0	13	6	0	6
1	0	1	0	0	0	0	0	0
11	1	12	6	0	6	12	0	12
3	0	3	5	0	5	7	0	7
0	0	0	0	0	0	1	0	1
20	0	20	34	0	34	51	0	51
1	0	1	2	0	2	1	0	1
5	0	5	5	0	5	7	0	7
4	0	4	5	0	5	7	0	7
137	2	139	168	0	168	209	0	209

ry also be listed in the cause of death)

Ontario, Apr 7 2020.

May 2020			June 2020			July 2020		
Confirmed ¹	Probable ²	Total	Confirmed ¹	Probable ²	Total	Confirmed ¹	Probable ²	Total
8	1	9	8	1	9	3	1	4
1	0	1	3	0	3	2	0	2
2	0	2	3	0	3	1	0	1
7	0	7	12	0	12	13	0	13
4	0	4	8	0	8	7	0	7
1	0	1	2	0	2	0	0	0
1	0	1	1	0	1	4	0	4
2	0	2	3	0	3	2	0	2
6	0	6	1	0	1	5	0	5
5	0	5	2	0	2	3	0	3
3	0	3	1	0	1	4	0	4
0	0	0	1	0	1	1	0	1
7	0	7	2	0	2	2	0	2
6	0	6	1	0	1	5	0	5
4	0	4	1	0	1	3	0	3
11	0	11	8	0	8	11	0	11
15	0	15	6	0	6	17	0	17
5	0	5	3	0	3	7	0	7
1	0	1	0	0	0	3	0	3
11	0	11	10	1	11	8	0	8
3	0	3	4	0	4	3	0	3
23	0	23	14	0	14	11	0	11
5	0	5	6	0	6	2	0	2
2	0	2	7	0	7	1	0	1
8	0	8	8	0	8	5	0	5
4	0	4	9	0	9	7	0	7
0	0	0	1	0	1	1	0	1
9	0	9	9	0	9	12	0	12
5	0	5	0	0	0	6	0	6
0	0	0	0	0	0	1	0	1
48	0	48	34	0	34	54	0	54
5	0	5	3	1	4	3	0	3
9	0	9	3	0	3	3	0	3
7	0	7	2	0	2	3	0	3
228	1	229	176	3	179	213	1	214

Aug 2020			Sep 2020			Oct 2020		
Confirmed ¹	Probable ²	Total	Confirmed ¹	Probable ²	Total	Confirmed ¹	Probable ²	Total
0	0	0	0	3	3	4	0	4
6	0	6	3	0	3	4	1	5
4	0	4	0	0	0	0	0	0
16	0	16	8	0	8	7	0	7
12	0	12	5	0	5	7	0	7
0	0	0	7	0	7	4	0	4
2	0	2	2	0	2	2	0	2
0	0	0	1	0	1	2	0	2
4	0	4	1	0	1	2	1	3
1	0	1	4	0	4	3	0	3
5	0	5	2	0	2	0	0	0
2	0	2	0	0	0	0	0	0
4	0	4	6	0	6	3	0	3
2	0	2	1	0	1	8	0	8
2	0	2	3	0	3	0	0	0
8	0	8	7	0	7	10	0	10
11	0	11	14	0	14	13	0	13
5	1	6	3	0	3	2	0	2
1	0	1	2	0	2	2	0	2
21	0	21	9	0	9	14	0	14
2	0	2	3	0	3	0	1	1
7	0	7	9	0	9	13	0	13
4	0	4	3	0	3	3	0	3
4	0	4	5	0	5	6	0	6
10	0	10	14	0	14	10	0	10
10	0	10	6	0	6	12	0	12
2	0	2	1	0	1	3	0	3
16	0	16	13	0	13	13	0	13
8	0	8	2	1	3	4	2	6
0	0	0	0	0	0	2	0	2
34	1	35	43	0	43	51	1	52
0	0	0	0	0	0	3	0	3
4	2	6	8	0	8	7	1	8
7	0	7	5	0	5	9	0	9
214	4	218	190	4	194	223	7	230

Nov 2020			Dec 2020			Total Jan-Dec 2020	
Confirmed ¹	Probable ²	Total	Confirmed ¹	Probable ²	Total	Confirmed ¹	Probable ²
3	3	6	3	1	4	42	11
4	0	4	1	0	1	38	1
0	0	0	1	0	1	15	0
12	2	14	11	1	12	122	3
8	2	10	7	3	10	89	5
0	0	0	0	1	1	17	1
2	0	2	6	0	6	24	0
2	0	2	3	0	3	20	0
4	0	4	3	1	4	35	2
7	0	7	6	1	7	38	1
3	1	4	2	1	3	26	2
0	0	0	0	0	0	8	0
2	0	2	3	0	3	42	0
2	0	2	5	0	5	40	0
1	0	1	0	0	0	15	0
10	1	11	5	0	5	100	1
14	1	15	9	3	12	147	4
6	0	6	6	0	6	50	1
1	0	1	2	0	2	17	0
13	0	13	9	3	12	123	4
3	0	3	0	0	0	25	1
12	0	12	17	2	19	153	2
3	0	3	4	1	5	42	1
3	0	3	5	0	5	40	0
11	0	11	11	0	11	105	0
7	1	8	12	2	14	102	3
1	0	1	0	0	0	10	0
9	0	9	11	2	13	130	3
7	5	12	5	2	7	55	10
1	0	1	1	0	1	7	0
58	5	63	59	3	62	521	10
3	0	3	1	2	3	22	3
5	0	5	2	2	4	64	5
7	0	7	8	0	8	68	0
224	21	245	218	31	249	2352	74

Total
53
39
15
125
94
18
24
20
37
39
28
8
42
40
15
101
151
51
17
127
26
155
43
40
105
105
10
133
65
7
531
25
69
68
2426

Jan to Dec 2019
Confirmed
17
41
6
105
73
7
16
11
21
30
16
1
32
21
6
60
90
19
9
65
17
114
29
22
56
61
4
87
38
5
293
34
48
62
1516

Rate per 100,000	Rate per 100,000
2020	2019
46.5	14.9
25.3	26.8
14.2	5.7
21.1	18.0
13.2	10.4
8.5	3.3
14.3	9.6
17.8	9.8
19.7	11.3
6.3	4.9
16.9	9.7
5.8	0.7
19.7	15.1
30.7	16.1
8.7	3.5
20.1	12.1
32.2	19.3
39.4	14.7
20.7	11.0
12.1	6.3
12.4	8.2
9.7	7.3
29.6	20.1
46.9	25.8
52.4	28.0
18.1	10.7
9.2	3.7
22.5	14.9
42.0	24.6
21.2	15.0
17.1	9.6
8.1	11.2
16.4	11.5
5.5	5.1
16.4	10.4



**The Corporation of the
City of North Bay**

200 McIntyre St. East
North Bay, Ontario
Canada P1B 8H8

Office of the Mayor

Direct Line: (705) 474-0626, ext. 2517
Direct Fax: (705) 474-4925
Toll Free: 1-800-465-1882
Email: mayor@cityofnorthbay.ca

June 15, 2021

VIA E-Mail and Ordinary Mail

The Honourable Doug Ford – premier@ontario.ca
Premier of Ontario
Legislative Building, Queen's Park,
Toronto, on M7A 1A1

The Honourable Christine Elliot – christine.elliott@pc.ola.org
Minister of Health
5th Floor, 777 Bay Street
Toronto, On M7A 2J3

The Honourable Michael Tibollo – michael.tiboloco@pc.ola.org
Whitney Block, Room 1618
99 Wellesley St. W.
Toronto, ON M7A 1A2

Dear Premier Ford and Ministers Elliot and Tibollo:

RE: Opioid Crisis

As the Mayors of the five largest cities in Northern Ontario, we are writing today to request the immediate assistance of the provincial government in addressing the unprecedented number of opioid overdoses and deaths in our communities.

All five Northern Ontario cities, including North Bay, Sudbury, Timmins, Sault Ste. Marie and Thunder Bay, are now grappling with two major health crises – the Covid-19 pandemic and the opioid epidemic.

The latest (attached) data collected by Ontario's chief coroner shows how the brunt of this national crisis is bearing down on our Northern communities. In 2020, the number of opioid-related deaths in some of our districts more than doubled compared to 2019; and our regions are now experiencing some of the highest per capita overdose numbers in the province.

In the Algoma Public Health Unit area, the number opioid-related deaths rose to 53 in 2020, up from 17 in 2019, representing a 211 per cent increase. The North Bay Parry Sound District Health Unit, meanwhile, saw a 168 per cent increase during that same period, with 51 deaths in 2020 compared to 19 in 2019. The Sudbury and District Health Unit area experienced an 87.5 per cent increase, with 105 opioid-related deaths in 2020, up from 56 in 2019. And, in the Porcupine Health Unit area, the number of opioid-related deaths reached 40 in 2020, compared to 22 in 2019 -- an 82 per cent increase -- while the Thunder Bay District Health unit saw the number of deaths increase in 2020 to 65, compared to 38 in 2019, an increase of 71 per cent.


Urgent action is required now in order to stem the number of deaths in our communities and to alleviate the extreme pressures on our mental health and addiction services.

While we recognize and appreciate all of the efforts that have been put forward to date to try to address the increasing number of opioid overdoses in across Canada, the stark reality is that we are facing a worsening crisis. In fact, it would be more apropos to describe these deaths as poisonings in light of how lethal opioid drugs are to those struggling with addiction and to the communities trying to cope with the impacts.

Our request is for a meeting so you can hear the challenges we are facing and we can discuss plans and opportunities in partnership with you. We appreciate the time constraints everyone is under as a result of Covid-19 and thank you for all your efforts on this front.

We would like to request that this meeting take place as soon as it can be accommodated by you. We will work around your busy schedules.

Yours truly,



Mayor Al McDonald
City of North Bay

Mayor Christian Provenzano
City of Sault Ste. Marie

Mayor Brian Bigger
City of Greater Sudbury



Mayor George Pirie
City of Timmins



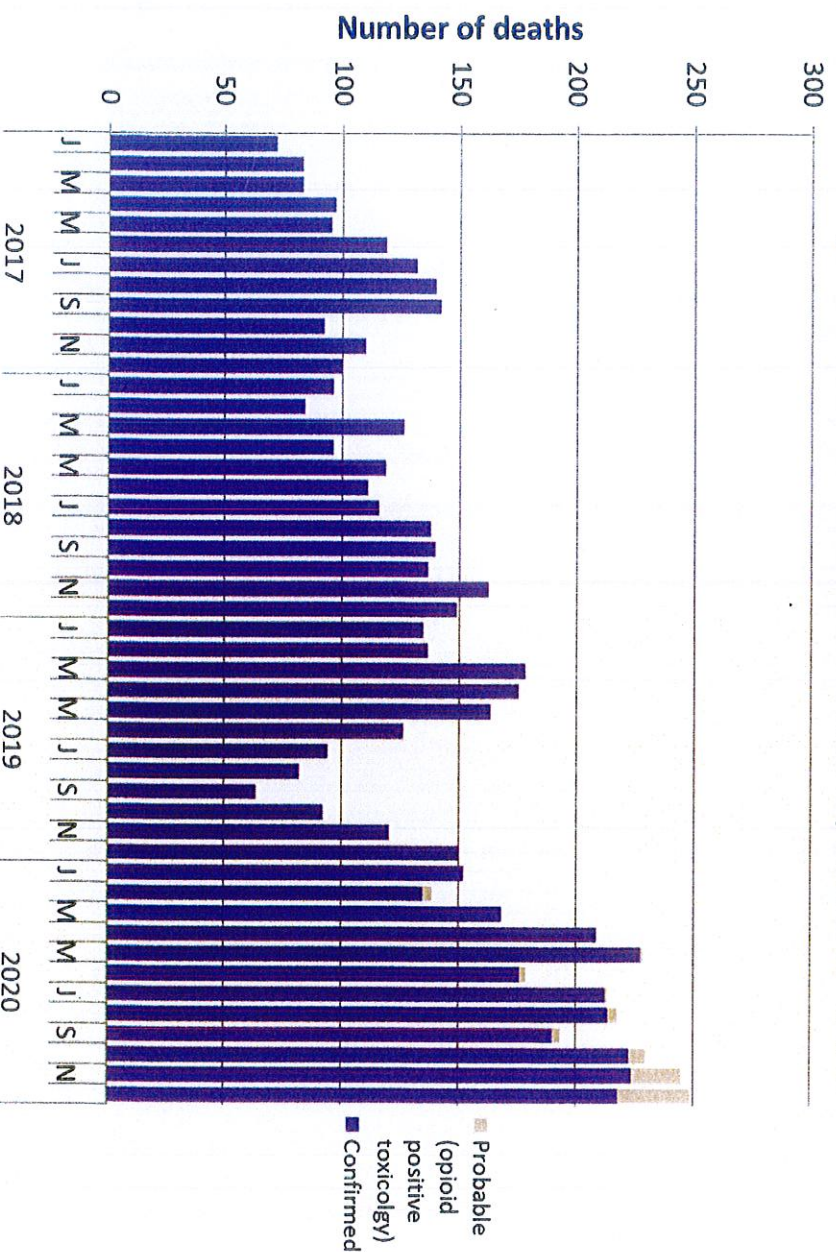
Mayor Bill Mauro
City of Thunder Bay

Encl.

Ontario opioid-related deaths from Jan-Dec 2020

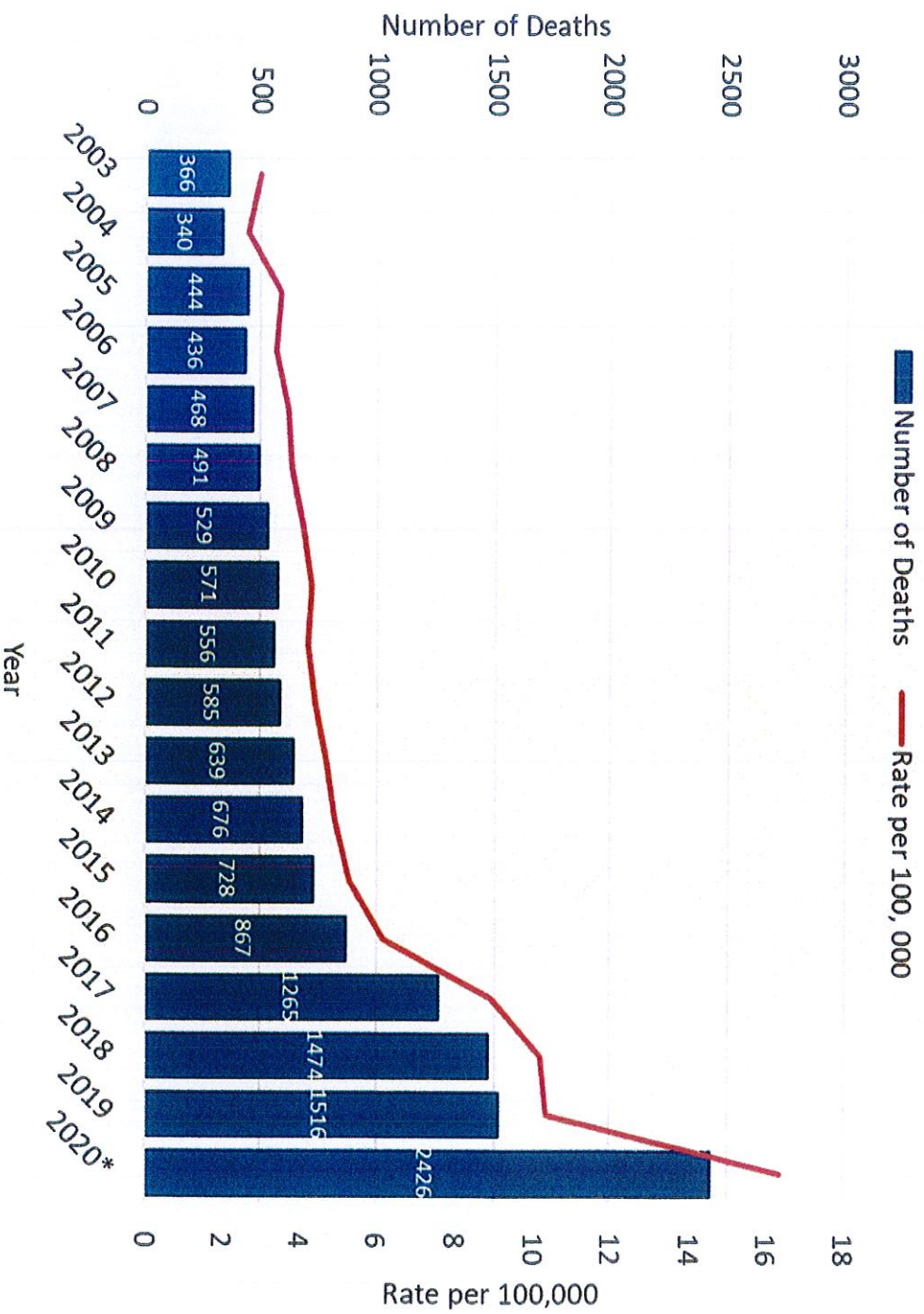
- 2426 opioid-related deaths* reported to date in 2020
 - 60% increase over the same time period in 2019 (1516 deaths)
 - 250 deaths occurred in December, the highest number of deaths reported to date in 1 month

Opioid-related Deaths in Ontario, 2017 to 2020



Source: Office of Chief Coroner (OCC) - Data effective April 6, 2021
 *Includes both confirmed (2352) and probable (74) opioid-related deaths, preliminary and subject to change

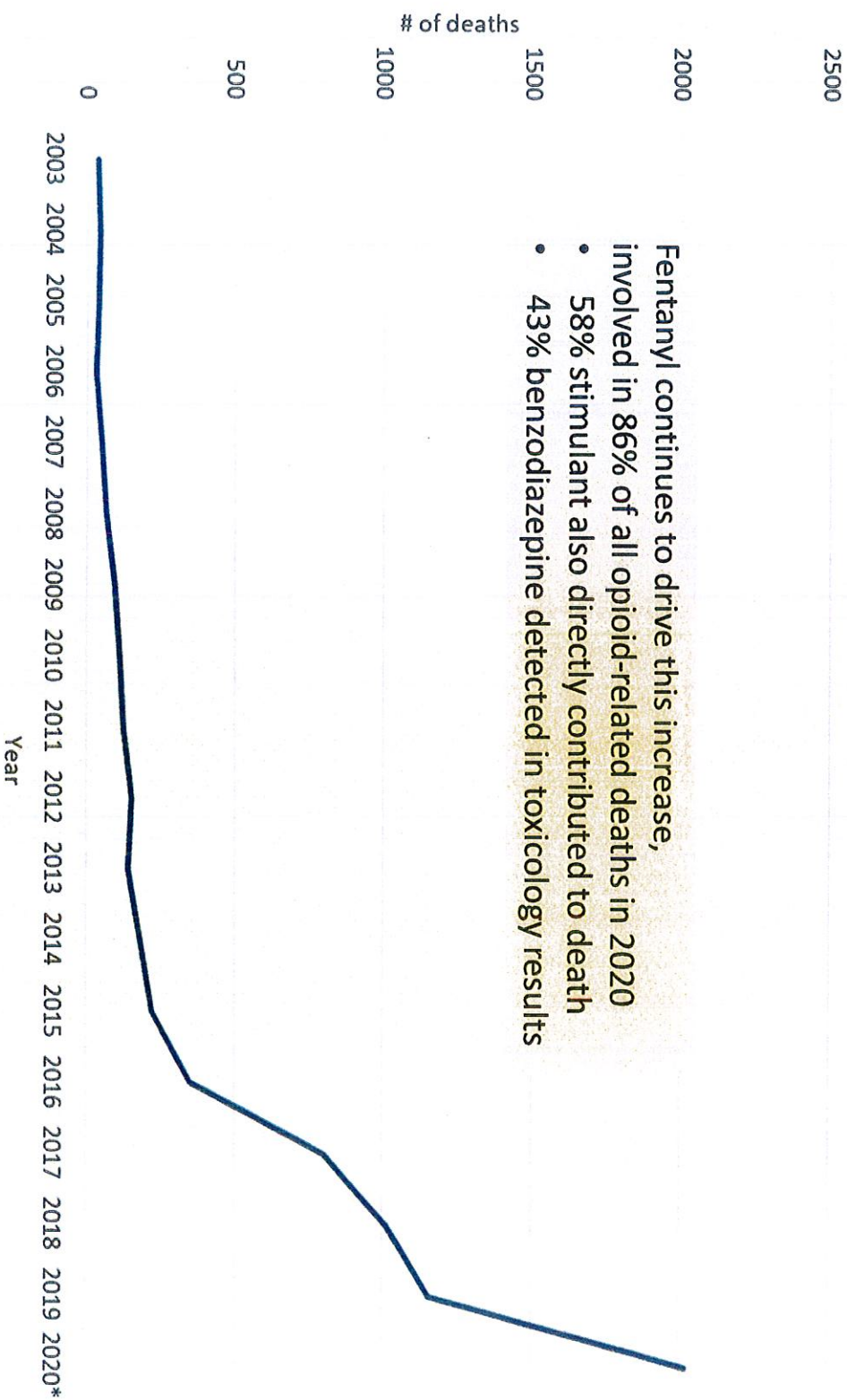
Opioid-related deaths in Ontario, 2003-2020*



Source: Office of Chief Coroner (OCC) - Data effective April 5, 2021

*Includes both confirmed (2352) and probable (74) opioid-related deaths, preliminary and subject to change

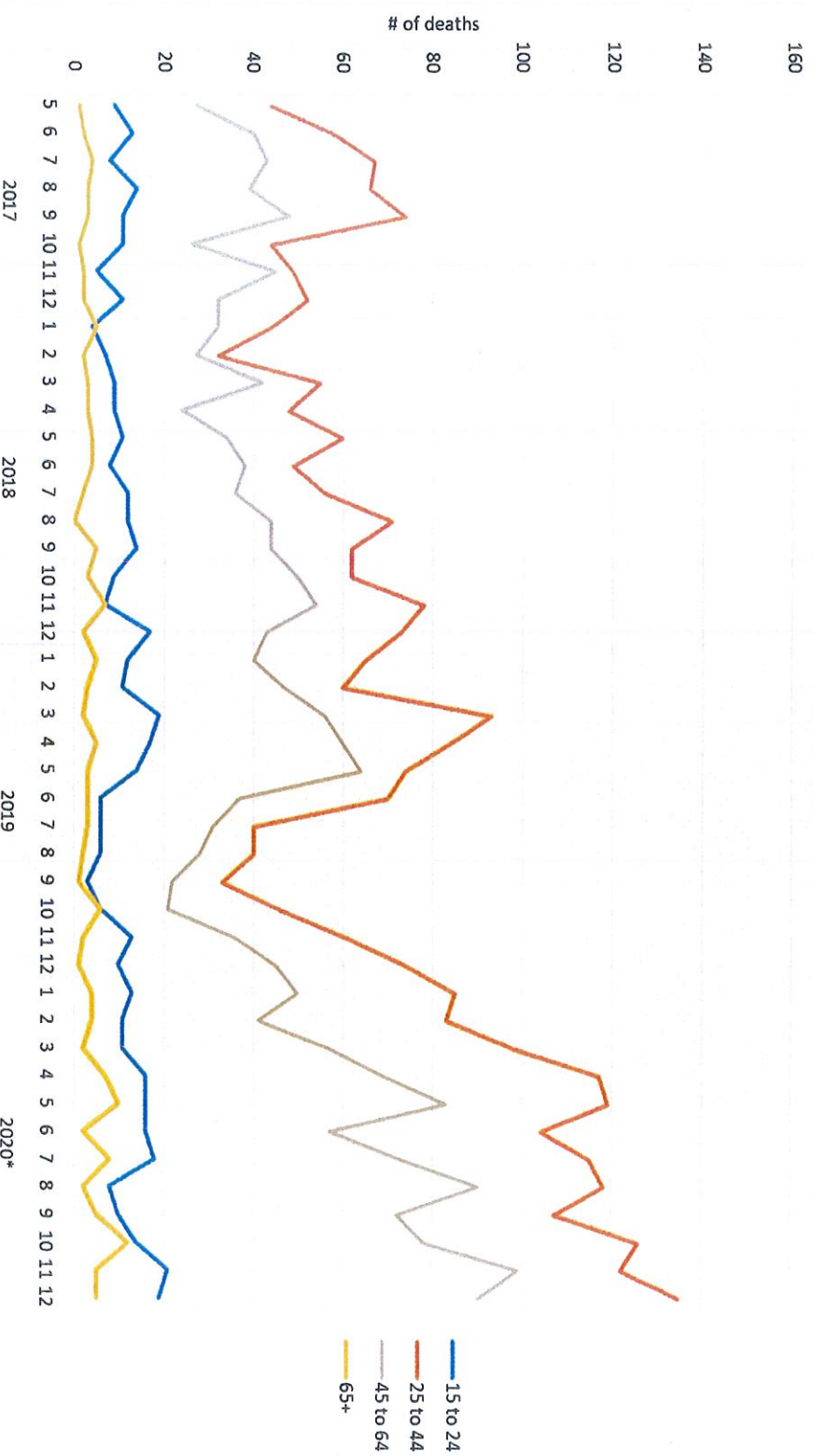
Number of opioid-related deaths with fentanyl or fentanyl analogue present at death, Ontario, 2003 to 2020



*Preliminary and subject to change

Opioid-related deaths by age group and month, May 2017 to Dec 2020*

Opioid-related deaths by age-group, May 2017-Dec 2020

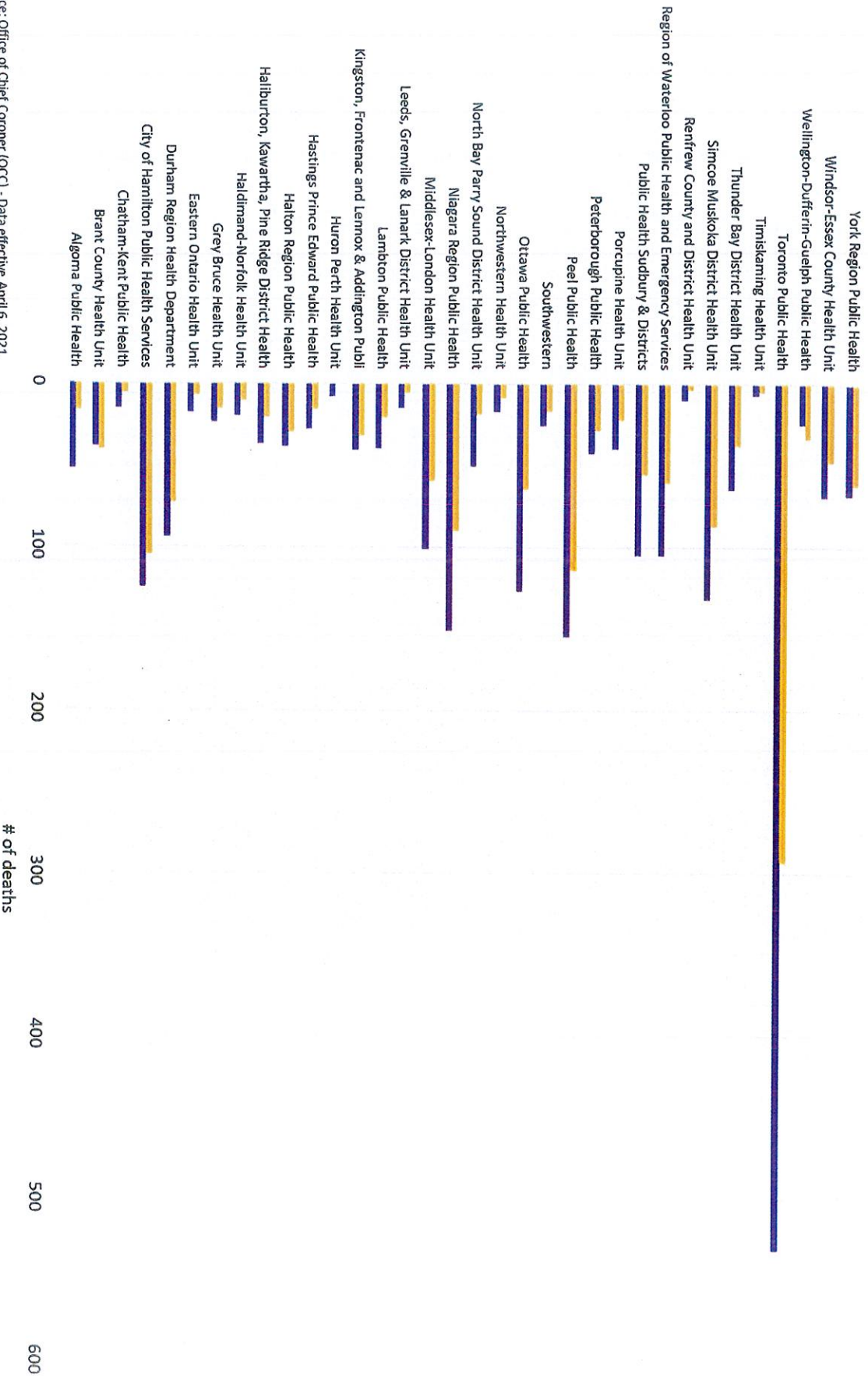


Source: Office of Chief Coroner (OCC) - Data effective April 6, 2021

*Includes both confirmed (2352) and probable (74) opioid-related deaths, preliminary and subject to change

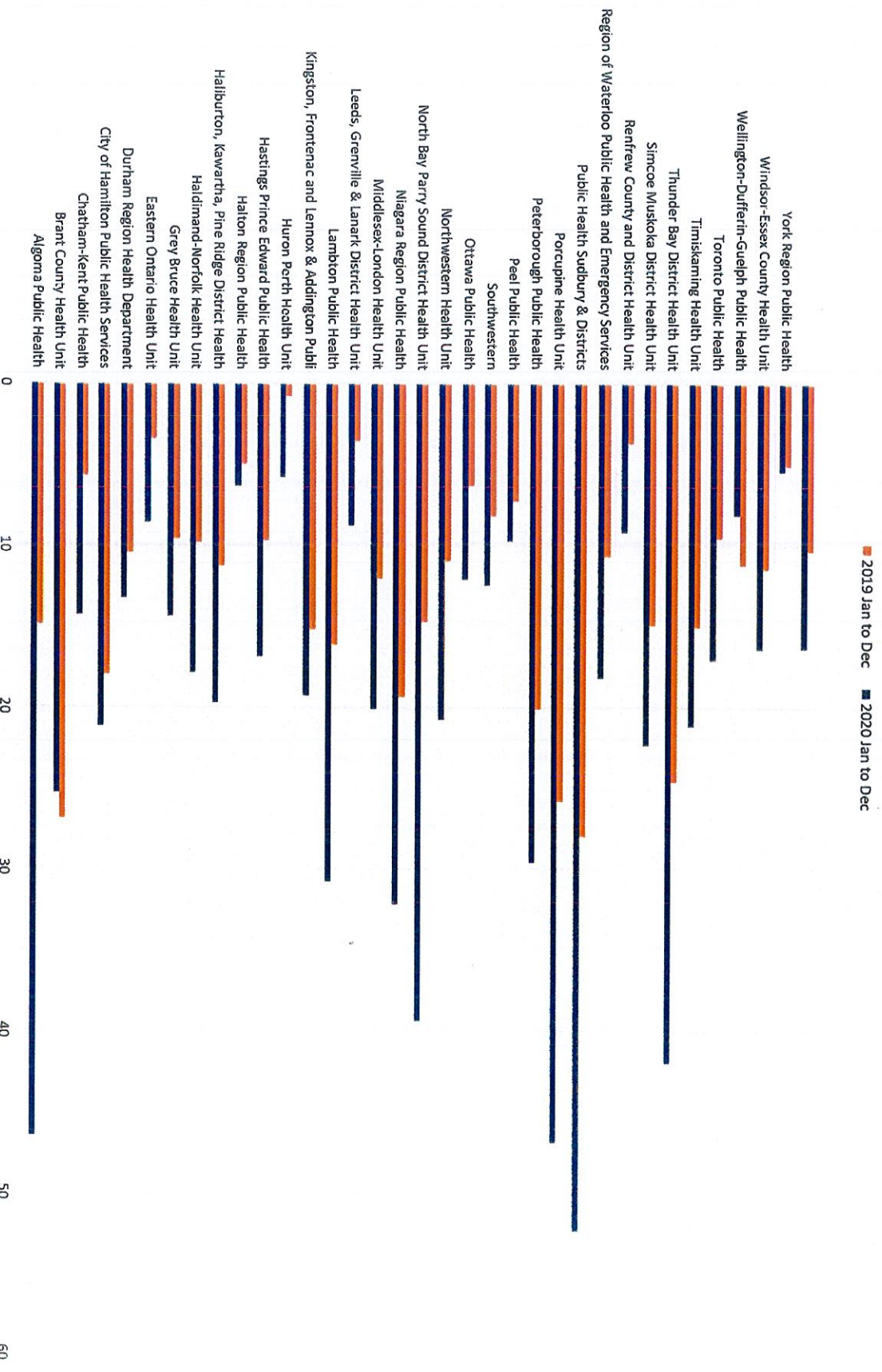
Opioid-related deaths from Jan to Nov 2019 and 2020 by PHU Region

■ 2019 Jan to Dec ■ 2020 Jan to Dec



Source: Office of Chief Coroner (OCC) - Data effective April 6, 2021
 *Includes both confirmed (2352) and probable (74) opioid-related deaths, preliminary and subject to change

Opioid-related deaths per 100, 000 by PHU Region, 2019 and 2020



Source: Office of Chief Coroner (OCC) - Data effective April 6, 2021
 *includes both confirmed (2352) and probable (74) opioid-related deaths, preliminary and subject to change

Preliminary Opioid-related deaths by month and Public Health Unit, Ontario, January to Dec 2020

Public Health Unit	January 2020		
	Confirmed ¹	Probable ²	Total
Algoma Public Health	3	0	3
Brant County Health Unit	6	0	6
Chatham-Kent Public Health	2	0	2
City of Hamilton Public Health Services	4	0	4
Durham Region Health Department	6	0	6
Eastern Ontario Health Unit	1	0	1
Grey Bruce Health Unit	1	0	1
Haldimand-Norfolk Health Unit	3	0	3
Haliburton, Kawartha, Pine Ridge District Health	5	0	5
Halton Region Public Health	3	0	3
Hastings Prince Edward Public Health	1	0	1
Huron Perth Health Unit	1	0	1
Kingston, Frontenac and Lennox & Addington Publi	4	0	4
Lambton Public Health	3	0	3
Leeds, Grenville & Lanark District Health Unit	0	0	0
Middlesex-London Health Unit	10	0	10
Niagara Region Public Health	6	0	6
North Bay Parry Sound District Health Unit	1	0	1
Northwestern Health Unit	1	0	1
Ottawa Public Health	4	0	4
Southwestern	4	0	4
Peel Public Health	8	0	8
Peterborough Public Health	2	0	2
Porcupine Health Unit	1	0	1
Public Health Sudbury & Districts	5	0	5
Region of Waterloo Public Health and Emergency Services	9	0	9
Renfrew County and District Health Unit	0	0	0
Simcoe Muskoka District Health Unit	9	0	9
Thunder Bay District Health Unit	3	0	3
Timiskaming Health Unit	1	0	1
Toronto Public Health	35	0	35
Wellington-Dufferin-Guelph Public Health	0	0	0
Windsor-Essex County Health Unit	6	0	6
York Region Public Health	4	0	4
ONTARIO	152	0	152

¹ Confirmed cases (at least one opioid listed in the cause of death, other non-opioid opioid substances mentioned)
² Cases still under investigation (suspect-drug related death with toxicology positive for opioid)

Data source: Coroner's Opioid Investigative Aid, January 2020 to Dec 2020, Office of the Chief Coroner for Ontario
Data is preliminary and subject to change

This data will be posted to the Interactive Opioid Tool in a future update.

<https://www.publichealthontario.ca/en/data-and-analysis/substance-use/interactive-opioid-tool>

February 2020			March 2020			April 2020		
Confirmed ¹	Probable ²	Total	Confirmed ¹	Probable ²	Total	Confirmed ¹	Probable ²	Total
5	1	6	4	0	4	1	0	1
1	0	1	3	0	3	4	0	4
1	0	1	0	0	0	1	0	1
8	0	8	12	0	12	12	0	12
9	0	9	6	0	6	10	0	10
0	0	0	1	0	1	1	0	1
0	0	0	2	0	2	1	0	1
0	0	0	1	0	1	1	0	1
1	0	1	1	0	1	2	0	2
2	0	2	1	0	1	1	0	1
1	0	1	1	0	1	3	0	3
1	0	1	0	0	0	2	0	2
2	0	2	5	0	5	2	0	2
0	0	0	4	0	4	3	0	3
0	0	0	1	0	1	0	0	0
6	0	6	9	0	9	5	0	5
13	0	13	8	0	8	21	0	21
1	0	1	4	0	4	7	0	7
2	0	2	0	0	0	2	0	2
6	0	6	8	0	8	10	0	10
1	0	1	2	0	2	0	0	0
8	0	8	14	0	14	17	0	17
2	0	2	4	0	4	4	0	4
4	0	4	2	0	2	0	0	0
11	0	11	5	0	5	7	0	7
7	0	7	13	0	13	6	0	6
1	0	1	0	0	0	0	0	0
11	1	12	6	0	6	12	0	12
3	0	3	5	0	5	7	0	7
0	0	0	0	0	0	1	0	1
20	0	20	34	0	34	51	0	51
1	0	1	2	0	2	1	0	1
5	0	5	5	0	5	7	0	7
4	0	4	5	0	5	7	0	7
137	2	139	168	0	168	209	0	209

ry also be listed in the cause of death)

Ontario, Apr 7 2020.

May 2020			June 2020			July 2020		
Confirmed ¹	Probable ²	Total	Confirmed ¹	Probable ²	Total	Confirmed ¹	Probable ²	Total
8	1	9	8	1	9	3	1	4
1	0	1	3	0	3	2	0	2
2	0	2	3	0	3	1	0	1
7	0	7	12	0	12	13	0	13
4	0	4	8	0	8	7	0	7
1	0	1	2	0	2	0	0	0
1	0	1	1	0	1	4	0	4
2	0	2	3	0	3	2	0	2
6	0	6	1	0	1	5	0	5
5	0	5	2	0	2	3	0	3
3	0	3	1	0	1	4	0	4
0	0	0	1	0	1	1	0	1
7	0	7	2	0	2	2	0	2
6	0	6	1	0	1	5	0	5
4	0	4	1	0	1	3	0	3
11	0	11	8	0	8	11	0	11
15	0	15	6	0	6	17	0	17
5	0	5	3	0	3	7	0	7
1	0	1	0	0	0	3	0	3
11	0	11	10	1	11	8	0	8
3	0	3	4	0	4	3	0	3
23	0	23	14	0	14	11	0	11
5	0	5	6	0	6	2	0	2
2	0	2	7	0	7	1	0	1
8	0	8	8	0	8	5	0	5
4	0	4	9	0	9	7	0	7
0	0	0	1	0	1	1	0	1
9	0	9	9	0	9	12	0	12
5	0	5	0	0	0	6	0	6
0	0	0	0	0	0	1	0	1
48	0	48	34	0	34	54	0	54
5	0	5	3	1	4	3	0	3
9	0	9	3	0	3	3	0	3
7	0	7	2	0	2	3	0	3
228	1	229	176	3	179	213	1	214

Aug 2020			Sep 2020			Oct 2020		
Confirmed ¹	Probable ²	Total	Confirmed ¹	Probable ²	Total	Confirmed ¹	Probable ²	Total
0	0	0	0	3	3	4	0	4
6	0	6	3	0	3	4	1	5
4	0	4	0	0	0	0	0	0
16	0	16	8	0	8	7	0	7
12	0	12	5	0	5	7	0	7
0	0	0	7	0	7	4	0	4
2	0	2	2	0	2	2	0	2
0	0	0	1	0	1	2	0	2
4	0	4	1	0	1	2	1	3
1	0	1	4	0	4	3	0	3
5	0	5	2	0	2	0	0	0
2	0	2	0	0	0	0	0	0
4	0	4	6	0	6	3	0	3
2	0	2	1	0	1	8	0	8
2	0	2	3	0	3	0	0	0
8	0	8	7	0	7	10	0	10
11	0	11	14	0	14	13	0	13
5	1	6	3	0	3	2	0	2
1	0	1	2	0	2	2	0	2
21	0	21	9	0	9	14	0	14
2	0	2	3	0	3	0	1	1
7	0	7	9	0	9	13	0	13
4	0	4	3	0	3	3	0	3
4	0	4	5	0	5	6	0	6
10	0	10	14	0	14	10	0	10
10	0	10	6	0	6	12	0	12
2	0	2	1	0	1	3	0	3
16	0	16	13	0	13	13	0	13
8	0	8	2	1	3	4	2	6
0	0	0	0	0	0	2	0	2
34	1	35	43	0	43	51	1	52
0	0	0	0	0	0	3	0	3
4	2	6	8	0	8	7	1	8
7	0	7	5	0	5	9	0	9
214	4	218	190	4	194	223	7	230

Nov 2020			Dec 2020			Total Jan-Dec 2020	
Confirmed ¹	Probable ²	Total	Confirmed ¹	Probable ²	Total	Confirmed ¹	Probable ²
3	3	6	3	1	4	42	11
4	0	4	1	0	1	38	1
0	0	0	1	0	1	15	0
12	2	14	11	1	12	122	3
8	2	10	7	3	10	89	5
0	0	0	0	1	1	17	1
2	0	2	6	0	6	24	0
2	0	2	3	0	3	20	0
4	0	4	3	1	4	35	2
7	0	7	6	1	7	38	1
3	1	4	2	1	3	26	2
0	0	0	0	0	0	8	0
2	0	2	3	0	3	42	0
2	0	2	5	0	5	40	0
1	0	1	0	0	0	15	0
10	1	11	5	0	5	100	1
14	1	15	9	3	12	147	4
6	0	6	6	0	6	50	1
1	0	1	2	0	2	17	0
13	0	13	9	3	12	123	4
3	0	3	0	0	0	25	1
12	0	12	17	2	19	153	2
3	0	3	4	1	5	42	1
3	0	3	5	0	5	40	0
11	0	11	11	0	11	105	0
7	1	8	12	2	14	102	3
1	0	1	0	0	0	10	0
9	0	9	11	2	13	130	3
7	5	12	5	2	7	55	10
1	0	1	1	0	1	7	0
58	5	63	59	3	62	521	10
3	0	3	1	2	3	22	3
5	0	5	2	2	4	64	5
7	0	7	8	0	8	68	0
224	21	245	218	31	249	2352	74

Total
53
39
15
125
94
18
24
20
37
39
28
8
42
40
15
101
151
51
17
127
26
155
43
40
105
105
10
133
65
7
531
25
69
68
2426

Jan to Dec 2019
Confirmed
17
41
6
105
73
7
16
11
21
30
16
1
32
21
6
60
90
19
9
65
17
114
29
22
56
61
4
87
38
5
293
34
48
62
1516

Rate per 100,000	Rate per 100,000
2020	2019
46.5	14.9
25.3	26.8
14.2	5.7
21.1	18.0
13.2	10.4
8.5	3.3
14.3	9.6
17.8	9.8
19.7	11.3
6.3	4.9
16.9	9.7
5.8	0.7
19.7	15.1
30.7	16.1
8.7	3.5
20.1	12.1
32.2	19.3
39.4	14.7
20.7	11.0
12.1	6.3
12.4	8.2
9.7	7.3
29.6	20.1
46.9	25.8
52.4	28.0
18.1	10.7
9.2	3.7
22.5	14.9
42.0	24.6
21.2	15.0
17.1	9.6
8.1	11.2
16.4	11.5
5.5	5.1
16.4	10.4