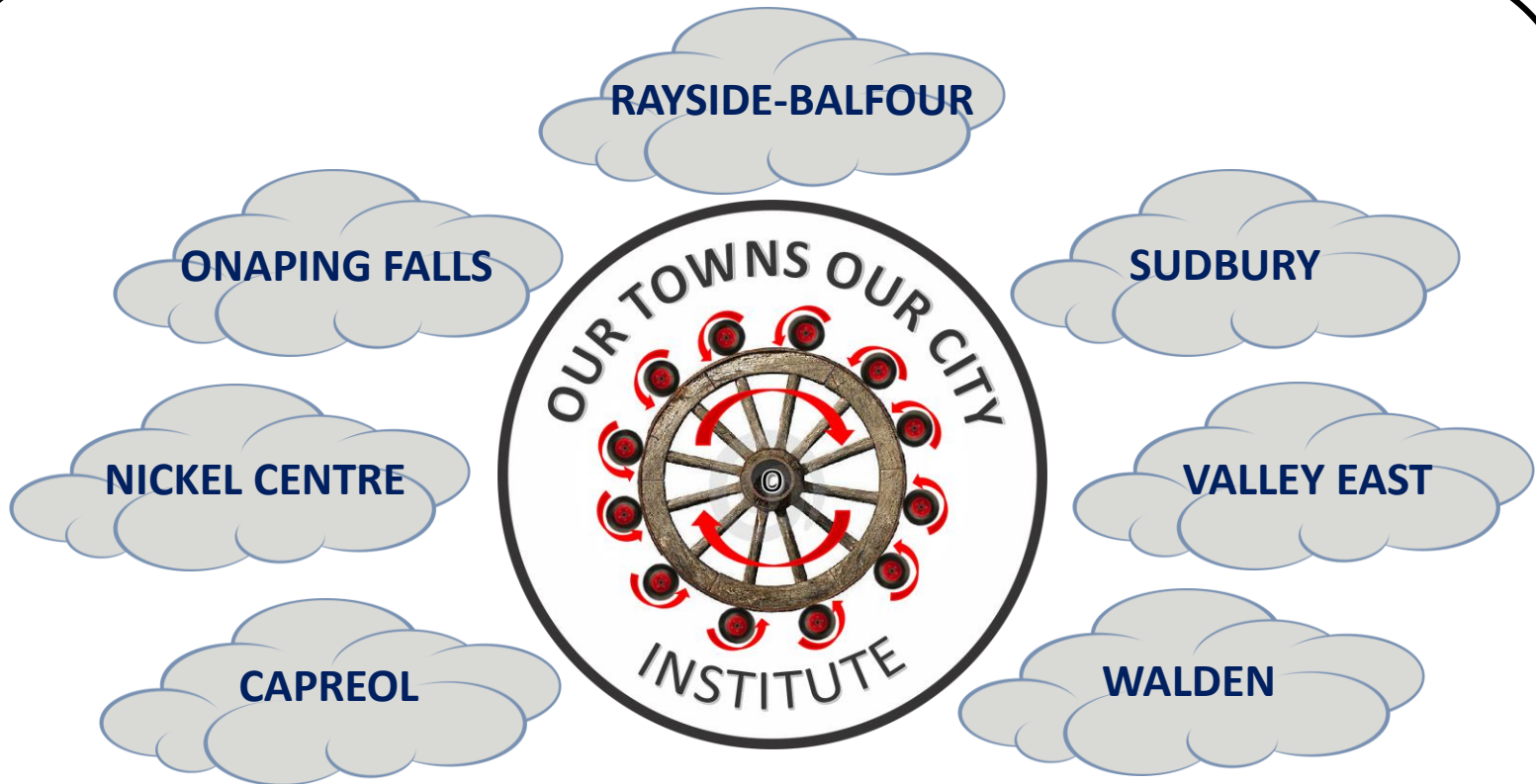




OUR TOWNS – OUR CITY INSTITUTE

It is the mission of OUR TOWNS – OUR CITY to increase voter engagement in the managing of OUR TOWNS and OUR CITY



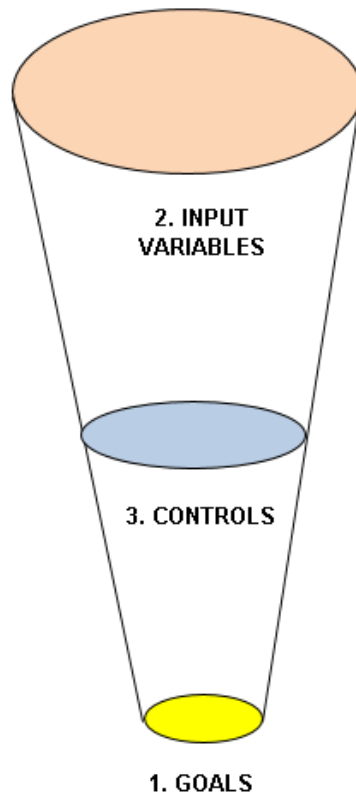
Looking back to Move Forward
CITY of GREATER SUDBURY



OUR TOWNS – OUR CITY INSTITUTE

It is the mission of OUR TOWNS – OUR CITY to increase voter engagement in the managing of OUR TOWNS and OUR CITY

CGS – FIRE SERVICES



2. Variables
Alternative Models
Cost of Models
Coverage Area
Personnel Available
Political Will

3. Required Control

1. Goals
Improved Coverage
Appropriate Coverage
Community Voice
Quality of Service
Value for Money
Total Cost per Pop.

BACKGROUND

Fire Response has been of serious concern to people since the destructive potential of fire was realized.

An alternative to the current CGS Response model was presented to the public in 2017 and found to be unacceptable to the people.

Rumors persist that the 2017 Model is still being quietly pursued and facilities are continuing to deteriorate.

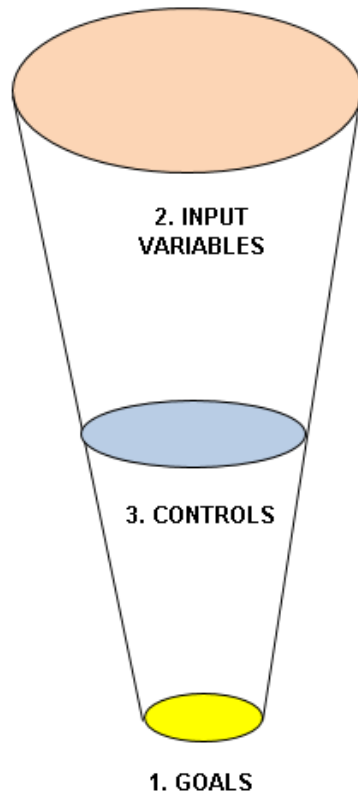
The OTOC Institute has investigated alternatives to the 2017 Model.



OUR TOWNS – OUR CITY INSTITUTE

It is the mission of OUR TOWNS – OUR CITY to increase voter engagement in the managing of OUR TOWNS and OUR CITY

CGS – FIRE SERVICES



2. Variables
Alternative Models
Cost of Models
Coverage Area
Personnel Available
Political Will

3. Required Control

1. Goals
Improved Coverage
Appropriate Coverage
Community Voice
Quality of Service
Value for Money
Total Cost per Pop.

ALTERNATIVES

ALL VOLUNTEER

Or

IMPROVED HYBRID

Improved Hybrid was part of the 2017 Model so investigation of all volunteer was done with the following results.



OUR TOWNS – OUR CITY INSTITUTE

It is the mission of OUR TOWNS – OUR CITY to increase voter engagement in the managing of OUR TOWNS and OUR CITY

FIRE SERVICES – ALTERNATIVE to CURRENT

Haldimand County in Southern Ontario is all volunteer and consists of a number a smaller urban and rural areas similar to much of the City of Greater Sudbury.

HALDIMAND COUNTY FIRE SERVICES - 2019

FTE - 6

Station #	Location	Pop.	Volunteers	Rescue Vehicle	Tankers	Pumpers	Aerial Truck	Rescue Boat	Off-road Bush
1	Caledonia	9,700	30	1	1	2	0	1	0
2	Hagersville	2,800	30	1	1	2	0	0	1
3	Jarvis	1,000	30	1	1	1	1	0	0
4	Cayuga	1,700	25	1	1	2	0	1	0
5	Canfield	n.a.	25	1	1	1	0	0	0
6	Canboro	n.a.	22	0	1	1	0	0	0
7	Lowbanks	n.a.	22	1	1	1	0	0	0
9	Dunnville	5,600	30	1	1	1	1	1	0
11	S Haldimand	n.a.	20	1	1	1	0	1	0
12	Fisherville	n.a.	20	0	1	1	0	0	0
13	Selkirk	9,800	30	1	1	1	0	0	0
	TOTALS	45,608	284	9	11	14	2	4	1



OUR TOWNS – OUR CITY INSTITUTE

It is the mission of OUR TOWNS – OUR CITY to increase voter engagement in the managing of OUR TOWNS and OUR CITY



STATION #1

Caledonia (9,700)

Water rescue
boat & trained

STATION #2 Hagersville (2,800)





OUR TOWNS – OUR CITY INSTITUTE

It is the mission of OUR TOWNS – OUR CITY to increase voter engagement in the managing of OUR TOWNS and OUR CITY



STATION #3
Jarvis (1,000)

STATION #4
Cayuga (1,700)
Water rescue
boat & trained





OUR TOWNS – OUR CITY INSTITUTE

It is the mission of OUR TOWNS – OUR CITY to increase voter engagement in the managing of OUR TOWNS and OUR CITY



STATION #5
Canfield



STATION #6
Canboro



OUR TOWNS – OUR CITY INSTITUTE

It is the mission of OUR TOWNS – OUR CITY to increase voter engagement in the managing of OUR TOWNS and OUR CITY



STATION #7

Lowbanks

STATION #9
Dunnville (5,600)
Water rescue
boat & trained





OUR TOWNS – OUR CITY INSTITUTE

It is the mission of OUR TOWNS – OUR CITY to increase voter engagement in the managing of OUR TOWNS and OUR CITY



STATION #11
South Haldimand
Water rescue
boat & trained

STATION #12
Fisherville





OUR TOWNS – OUR CITY INSTITUTE

It is the mission of OUR TOWNS – OUR CITY to increase voter engagement in the managing of OUR TOWNS and OUR CITY



STATION #13
Selkirk (9,800)

Superior Tanker Shuttle Accreditation

Haldimand County Emergency Services has been accredited with the Superior Tanker Shuttle Service for residential properties. The purpose of this accreditation is to provide hydrant protected gradings in specified fire protection areas that are not hydrant protected. All of Haldimand County Fire Stations have reached accreditation.



OUR TOWNS – OUR CITY INSTITUTE

It is the mission of OUR TOWNS – OUR CITY to increase voter engagement in the managing of OUR TOWNS and OUR CITY

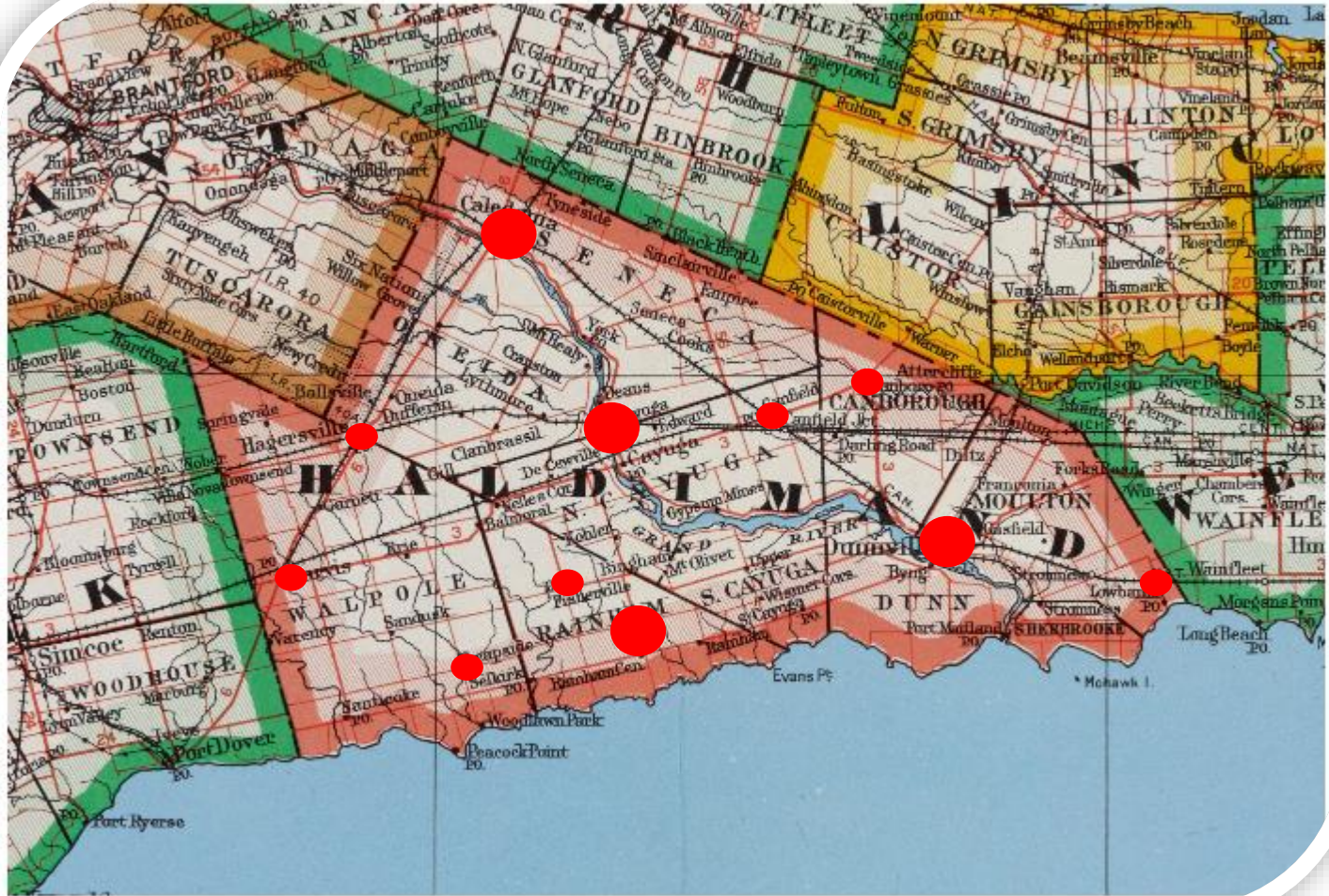
1252
sq km

Caledonia to
Cayuga
20 km

Cayuga to
Dunnville
21 km

Dunnville to
Lake Erie
7 km

South
Haldimand
to Lake Erie
3 km



10/03/19

ONE LAKE, ONE RIVER – Four water rescues



OUR TOWNS – OUR CITY INSTITUTE

It is the mission of OUR TOWNS – OUR CITY to increase voter engagement in the managing of OUR TOWNS and OUR CITY

#1 Station to
Ella Lake &
Wabagishik

53 km

#1 Station to
Windy Lake

43 km

#1 Station to
Lake Panache

45 km

#1 Station to
Fairbank Lake

47 km

#1 Station to
Vermillion Lake

38 km



City of
Greater Sudbury

3600
sq km

Skead to Lake
Wabagishik

85 km

Skead to Windy
Lake **66 km**

Skead to Lake
Panache **85 km**

Skead to
Fairbank Lake
84 km

Skead to
Vermillion Lake
62 km



OUR TOWNS – OUR CITY INSTITUTE

It is the mission of OUR TOWNS – OUR CITY to increase voter engagement in the managing of OUR TOWNS and OUR CITY

FIRE SERVICES – ALTERNATIVE to CURRENT

Salient Data	Base Case	Sudbury
Population	45,608	161,000
Area (sq km)	1,252	3,600
Fire Responders	280	409
Career		129
Volunteer	280	280
Stations	11	21
Private Dwellings	19472	75029
Response Equip.	40	73

Responders/Station	25	19	-23.49%
Area/Station (sq km)	114	171	50.62%
Stations (per 100 sq km)	0.8786	0.583	-33.61%
Pop. Density/sq km	36	45	22.77%
Pop./Responder	163	394	141.67%
Dwellings/Station	1770	3573	101.83%
Dwellings/Responder	70	183	163.79%
Dwellings/Equip.	487	1028	111.13%



OUR TOWNS – OUR CITY INSTITUTE

It is the mission of OUR TOWNS – OUR CITY to increase voter engagement in the managing of OUR TOWNS and OUR CITY

FIRE SERVICES – ALTERNATIVE to CURRENT

Operating Budgets	BASE 2019	CGS 2019	
Salaries & Benefits	\$2,098,000	\$21,483,010	
Cost per pop.	\$46.00	\$133.43	290.07%
As % of total	33.36%	84.37%	
Total	\$6,289,120	\$25,463,730	
Cost per pop.	\$137.90	\$158.16	114.70%
Other Expenses			
Other spending	\$4,191,120	\$3,980,720	
Cost per pop.	\$91.89	\$24.72	26.91%
As % of total	66.64%	15.63%	



OUR TOWNS – OUR CITY INSTITUTE

It is the mission of OUR TOWNS – OUR CITY to increase voter engagement in the managing of OUR TOWNS and OUR CITY

FIRE SERVICES – ALTERNATIVE to CURRENT

CURRENT CGS SALARIES & BENEFITS COSTS

					2020 Budget
District	Stations	Responders	2019 Actual	2020 Budget	Change
1	1, 2, 3, 4	95	\$15,206,536	\$15,019,391	-1.23%
	5	16	\$27,068	\$54,493	101.32%
2	6, 7, 8 & 9	68	\$244,202	\$361,095	47.87%
3	10, 11, 12, 13, & 14	88	\$391,446	\$422,607	7.96%
4	19	20	\$67,853	\$106,038	56.28%
	15, 16 & 17 Composite	9	\$1,525,924	\$1,451,105	-4.90%
		54	\$176,505	\$261,221	48.00%
	Total (3 stations)		\$1,702,429	\$1,712,326	0.58%
5	20, 21, 22, 23,24 & 25	104	\$237,747	\$409,294	72.16%
					% of LEVY
	Career	104	\$16,732,460	\$16,470,496	5.75%
	Volunteer	350	\$2,847,250	\$3,327,074	1.16%



OUR TOWNS – OUR CITY INSTITUTE

It is the mission of OUR TOWNS – OUR CITY to increase voter engagement in the managing of OUR TOWNS and OUR CITY

FIRE SERVICES – ALTERNATIVE to CURRENT

TAXATION BASE

2019 TAX RATES	Haldimand BASE CASE	City of Greater Sudbury		
		Sudbury	Valley East	Other Towns
Residential/Farm	1.214%	1.462%	1.364%	1.318%
Awaiting development	0.910%			
Multi-residential	2.268%	2.717%	2.524%	2.435%
New Construction	1.214%			
Commercial	2.990%	3.556%	3.365%	3.277%
Vacant	2.541%			
New Construction	2.813%			
New Construction(vacant)	2.391%			
Small scale (on-farm)	0.703%			
Industrial	3.742%	5.894%	5.521%	5.349%
Large industrial		6.676%	6.243%	6.043%
Vacant	3.087%			
Farmland pending dev.	0.911%			
New construction	3.482%			
Small scale (on-farm)	0.870%			
Farmlands	0.304%	0.300%	0.281%	0.272%
Managed Forests	0.304%	0.365%	0.341%	0.330%

All are inclusive of education taxes



OUR TOWNS – OUR CITY INSTITUTE

It is the mission of OUR TOWNS – OUR CITY to increase voter engagement in the managing of OUR TOWNS and OUR CITY

In Ontario, ALL fire responders are ranked in a classification system according to their training and qualifications, not their employment.

A fire responder Class I is a responder Class I.

CGS BUDGET IMPACT?

**IT APPPEARS OBVIOUS THAT BUDGET IMPACT OF THIS
ALTERNATIVE IS SIGNIFICANT**

BUDGET CAN'T BE THE DETERMINING FACTOR

**THE VARIABLES NEED TO BE LOOKED AT WITH RESPECT TO
LOCAL CONDITIONS AND, FACILITIES DEFINED TO SUIT
THOSE CONDITIONS**

**ONE CITY, ONE SERVICE HAS ALREADY BEEN PROVEN
UNACCEPTABLE TO THE PUBLIC**