

Table 1. Summary of service requests by type - Fire Services (2014)

Code	Description	Number of Calls in 2014	% of Total
62	Vehicle Collision	823	19.4%
1	Fire	259	6.1%
38	CO False Alarm - equipment malfunction (no CO present)	251	5.9%
31	Alarm System Equipment - Malfunction	233	5.5%
84	Medical Aid Not Required on Arrival	222	5.2%
96	Call Cancelled on Route	175	4.1%
32	Alarm System Equipment - Accidental activation (exc. Code 35)	169	4.0%
98	Assistance no required by other agency	168	4.0%
34	Human - Perceived Emergency	157	3.7%
23	Open air burning / unauthorized controlled burning (no uncontrolled fire)	126	3.0%
93	Assisting Other Agencies (exc. 921, 922)	113	2.7%
85	Vital signs absent, DOA	110	2.6%
86	Alcohol or drug related	110	2.6%
35	Human - Accidental (alarm accidentally activated by person)	105	2.5%
37	CO False Alarm - perceived emergency (no CO present)	97	2.3%
24	Other cooking toasting smoke steam (no fire)	91	2.1%
22	Pot on Stove (no fire)	67	1.6%
89	Other Medical / Resuscitator Call	64	1.5%
97	Incident not found	64	1.5%
21	Overheat (no fire, e.g. engines, mechanical devices)	61	1.4%
3	No loss outdoor fire	56	1.3%
29	Other pre fire conditions (no fire)	56	1.3%
53	CO incident, CO present (NOT false alarm)	56	1.3%
39	Other False Fire Call	54	1.3%
36	Authorized controlled burning - complaint	53	1.2%
41	Gas Leak - Natural Gas	46	1.1%
33	Human - Malicious intent, prank	45	1.1%
50	Power Lines Down, Arcing	44	1.0%
73	Seizure	40	0.9%
88	Accident or illness related - cuts, fractures, person fainted, etc.	40	0.9%
898	Medical / Resuscitator call no action required	38	0.9%
61	Vehicle Extrication	32	0.8%
92	Assisting Police (exc. 921, 922)	32	0.8%
59	Other public hazard	20	0.5%
94	Other Public Service	20	0.5%
99	Other Response	18	0.4%
701	Oxygen administered	17	0.4%
76	Chest pains or suspected heart attack	14	0.3%
49	Ruptured Water, Steam Pipe	13	0.3%

Code	Description	Number of Calls in 2014	% of Total
57	Public Hazard no action required	10	0.2%
11	Overpressure Rupture (no fire, e.g. steam boilers, hot water)	9	0.2%
69	Other Rescue	9	0.2%
45	Spill - Gasoline or Fuel	8	0.2%
58	Public Hazard call false alarm	5	0.1%
25	Lightning (no fire)	4	0.1%
66	Persons Trapped in Elevator	4	0.1%
71	Asphyxia, Respiratory Condition	4	0.1%
698	Rescue no action required	4	0.1%
44	Gas Leak - Miscellaneous	3	0.1%
51	Bomb, Explosive Removal, Standby	3	0.1%
64	Commercial / Industrial Accident	3	0.1%
65	Home / Residential Accident	3	0.1%
67	Water Rescue	3	0.1%
899	Medical / Resuscitator call False Alarm	3	0.1%
42	Gas Leak - Propane	2	0.0%
54	Suspicious substance	2	0.0%
68	Water Ice Rescue	2	0.0%
702	CPR administered	2	0.0%
703	Defibrillator used	2	0.0%
12	Munitions Explosion - (no fire, e.g. bombs, dynamite)	1	0.0%
26	Fireworks (no fire)	1	0.0%
47	Spill - Miscellaneous	1	0.0%
63	Building Collapse	1	0.0%
75	Traumatic Shock	1	0.0%
603	High angle rescue (non fire)	1	0.0%
605	Animal rescue	1	0.0%
2	Combustion Explosion (no fire)	0	0.0%
13	Overpressure Rupture - gas pipe (no fire)	0	0.0%
43	Gas Leak - Refrigeration	0	0.0%
46	Spill - Toxic Chemical	0	0.0%
48	Radio-Active Material Problem	0	0.0%
74	Electric Shock	0	0.0%
82	Burns	0	0.0%
601	Trench rescue (non fire)	0	0.0%
602	Confined space rescue (non fire)	0	0.0%
604	Low angle rescue (non fire)	0	0.0%
699	Rescue false alarm	0	0.0%

Table 2. Details by station - service request by type - Fire Services (2014)

		STATION																								
		1 Van Horne	2 Minnow Lake	3 New Sudbury	4 Long Lake	5 Copper Cliff	6 Waters	7 Lively	8 Whitefish	9 Beaver Lake	10 Azilda	11 Chelmsford	12 Dowling	13 Vermillion Lk	14 Levack	15 Val Caron	16 Val Therese	17 Hanmer	18 Capreol	20 Garson	21 Falconbridge	22 Skead	23 Coniston	24 Wahnapiatae	25 Red Deer Lk	
Code	Description	1577	339	569	586	21	86	41	35	8	110	120	111	1	12	29	353	14	54	109	4	9	34	26	3	
	Total Calls Per Station	1577	339	569	586	21	86	41	35	8	110	120	111	1	12	29	353	14	54	109	4	9	34	26	3	
1	Fire	74	17	26	33	4	6	1	2	3	7	13	9		1	4	26	3	11	12	1	2	1	2	1	
2	Combustion Explosion (no fire)																									
3	No loss outdoor fire	17	3	10	6		4		1		2		3	1			4	1	1	2					1	
11	Overpressure Rupture (no fire, e.g. steam boilers, hot water)	1	3		2								1				2									
12	Munitions Explosion - (no fire, e.g. bombs, dynamite)			1																						
13	Overpressure Rupture - gas pipe (no fire)																									
21	Overheat (no fire, e.g. engines, mechanical devices)	16	4	10	10	1	3	2			3		2				5		1	4						
22	Pot on Stove (no fire)	33	3	14	10			2			1	1	1				1			1						
23	Open air burning / unauthorized controlled burning (no uncontrolled fire)	42	7	15	5	4	4	5	2		7	8	2			1	15		2	3			2	2		
24	Other cooking toasting smoke steam (no fire)	24	12	15	19		1				3	3	1			1	5			7						
25	Lightning (no fire)	1			1							1	1													
26	Fireworks (no fire)	1																								
29	Other pre fire conditions (no fire)	16	5	7	8			1	1		3	7	2			1	2	1	1				1			
31	Alarm System Equipment - Malfunction	86	15	27	42	2	7	2	1		4	7	5		2	1	19		7	3	1		1	1		
32	Alarm System Equipment - Accidental activation (Code 35)	59	12	21	43		5	1	1		3	1	2		1	2	7	1		6		1	2	1		

CodeDescription		STATION																								
		1 Van Horne	2 Minnow Lake	3 New Sudbury	4 Long Lake	5 Copper Cliff	6 Waters	7 Lively	8 Whitefish	9 Beaver Lake	10 Azilda	11 Chelmsford	12 Dowling	13 Vermillion Lk	14 Levack	15 Val Caron	16 Val Therese	17 Hanmer	18 Capreol	20 Garson	21 Falconbridge	22 Skead	23 Coniston	24 Wahnapiatae	25 Red Deer Lk	
57	Public Hazard no action required	4		3	2								1													
58	Public Hazard call false alarm	1			3												1									
59	Other public hazard	4	4	4	2		1										4			1						
61	Vehicle Extrication	8	2	2	6		4			1	1	1					3			1				3		
62	Vehicle Collision	259	66	140	104	4	24	5	23	2	27	17	19		3	4	72	3	6	25	1	2	9	8		
63	Building Collapse		1																							
64	Commercial / Industrial Accident	2								1																
65	Home / Residential Accident	2											1													
66	Persons Trapped in Elevator	2			2																					
67	Water Rescue	1		1							1															
68	Water Ice Rescue	1											1													
69	Other Rescue	1	1	2	1		1	1									1					1				
71	Asphyxia, Respiratory Condition	1	1										1				1									
73	Seizure	15	3	15	2								1				3		1							
74	Electric Shock																									
75	Traumatic Shock	1																								
76	Chest pains or suspected heart attack	2		4	1								5				2									
82	Burns																									
84	Medical Aid Not Required on Arrival	136	14	22	20				1				4		1	1	22	1								
85	Vital signs absent, DOA	42	10	21	18						1		1				15		2							
86	Alcohol or drug related	81	3	12	8											1	3		2							
88	Accident or illness related - cuts, fractures, person fainted, etc.	13	5	10	4								3				2		2	1						

Table 3. Manpower by station - Fire Services (April 2014)

	Approved Complement Full-time Fire Fighters				
		Approved Complement Volunteer Fire Fighters	VFF Complement (April 2014)	Percent of VFF Approved Complement	Percent of VFF active based on approved complement.
1 Van Horne	45				
2 Minnow Lake	16				
3 New Sudbury	16				
4 Long Lake	16				
5 Copper Cliff		16	17	106%	100%
6 Waters		20	20	100%	100%
7 Lively		18	17	94%	89%
8 Whitefish		20	17	85%	85%
9 Beaver Lake		10	7	70%	70%
10 Azilda		18	20	111%	117%
11 Chelmsford		20	24	120%	115%
12 Dowling		20	14	70%	70%
13 Vermillion Lake		10	8	80%	80%
14 Levack		20	14	70%	80%
15 Val Caron		18	19	106%	106%
16 Val Therese	9	18	12	67%	67%
17 Hanmer		18	20	111%	111%
18 Capreol		20	13	65%	65%
20 Garson		20	24	120%	115%
21 Falconbridge		16	10	63%	69%
22 Skead		20	11	55%	55%
23 Coniston		20	19	95%	95%
24 Wahnapiatae		18	18	100%	100%
25 Red Deer Lake		10	7	70%	70%
Total	102	350	311	89%	89%
Grand Total	452				

Figure 1. Annualized Turnover Rate - by Station

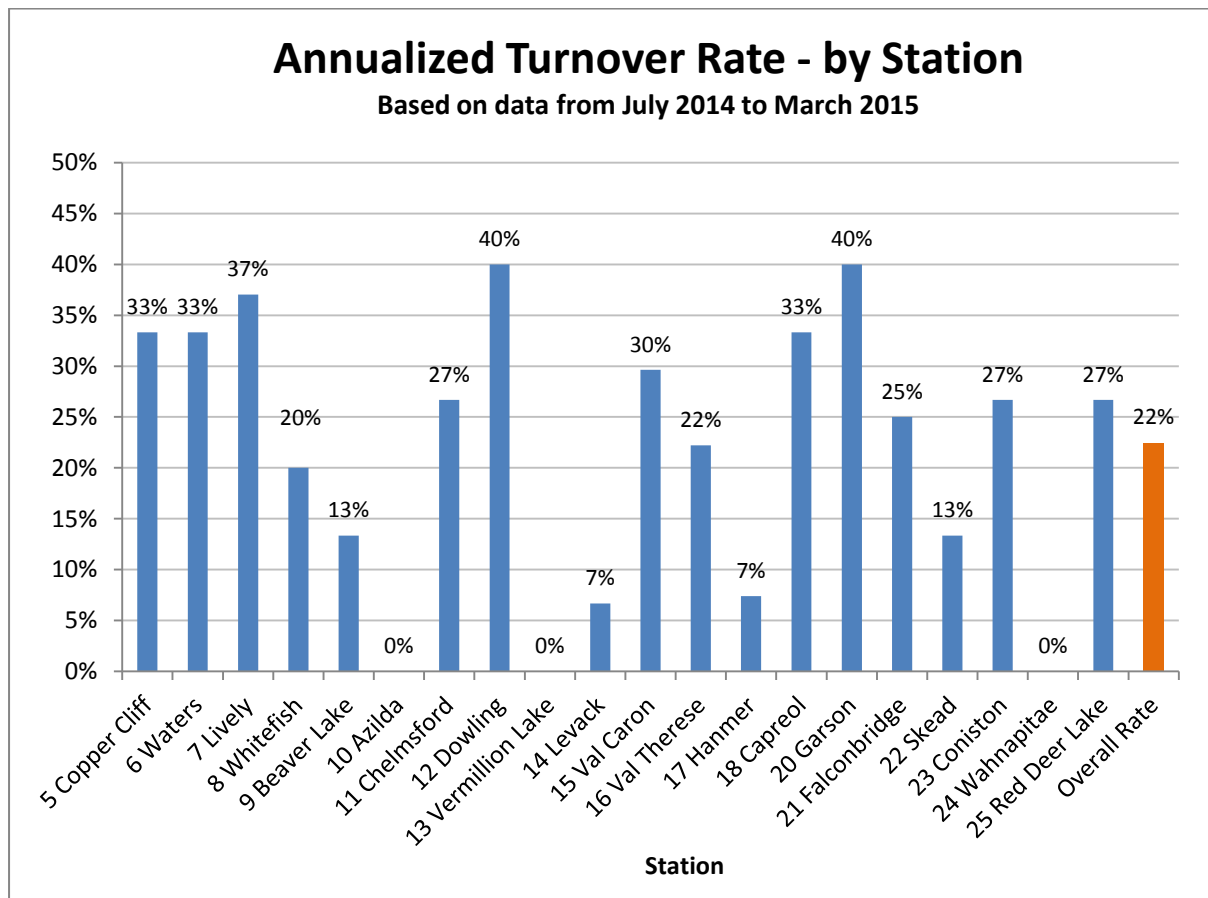
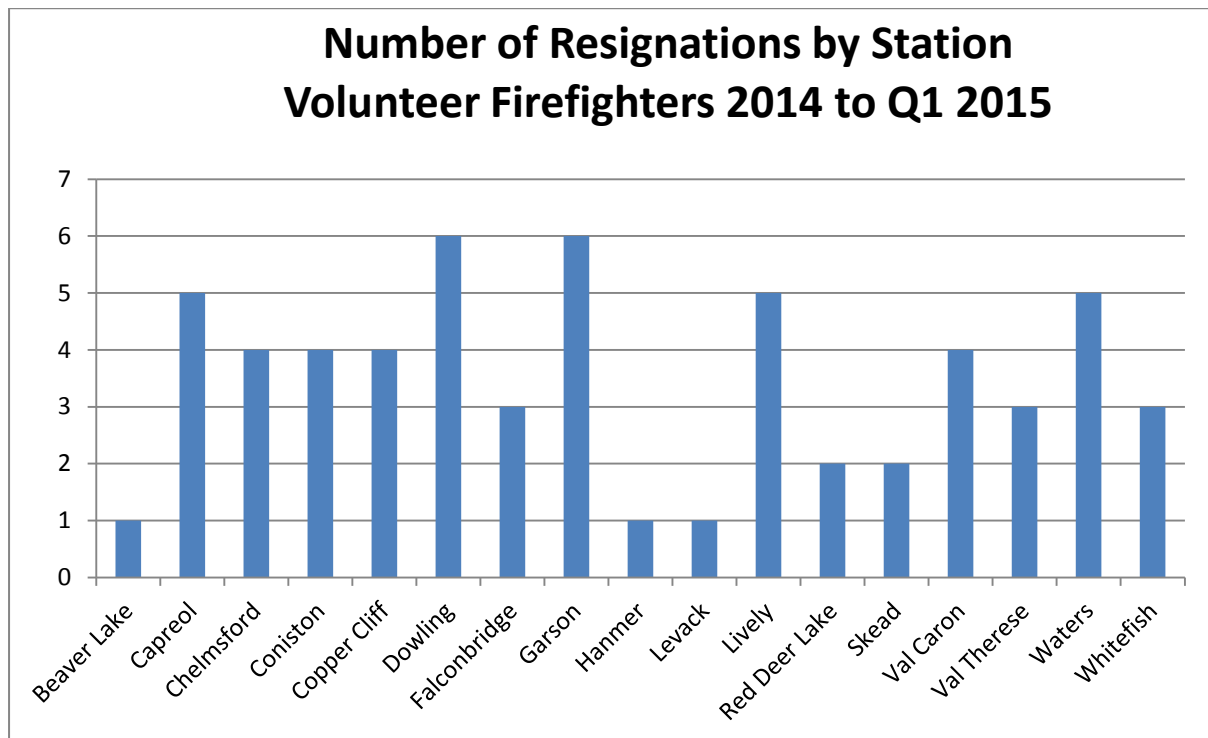


Figure 2. Number of Resignations by Station



NOTE: Azilda, Vermillion Lake and Wahnapiatae stations had no resignations in 2014 to Q1 2015.

Figure 3. Number of Resignations by Station - No Reason Noted

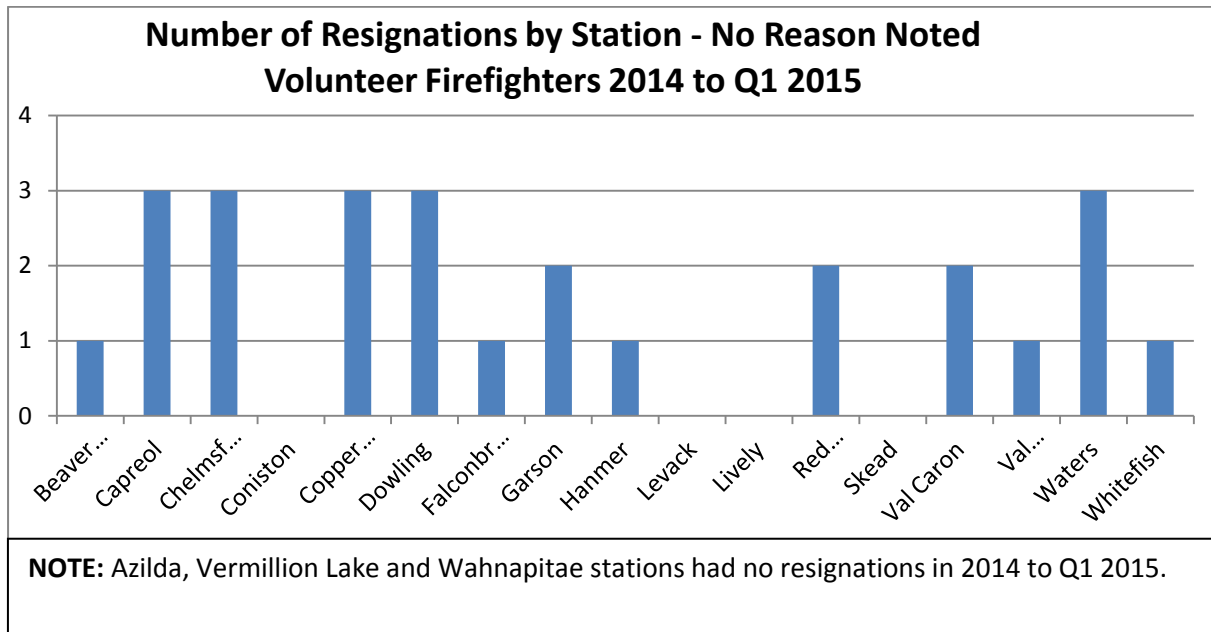


Figure 4. Number of Resignations by Years of Service cohorts

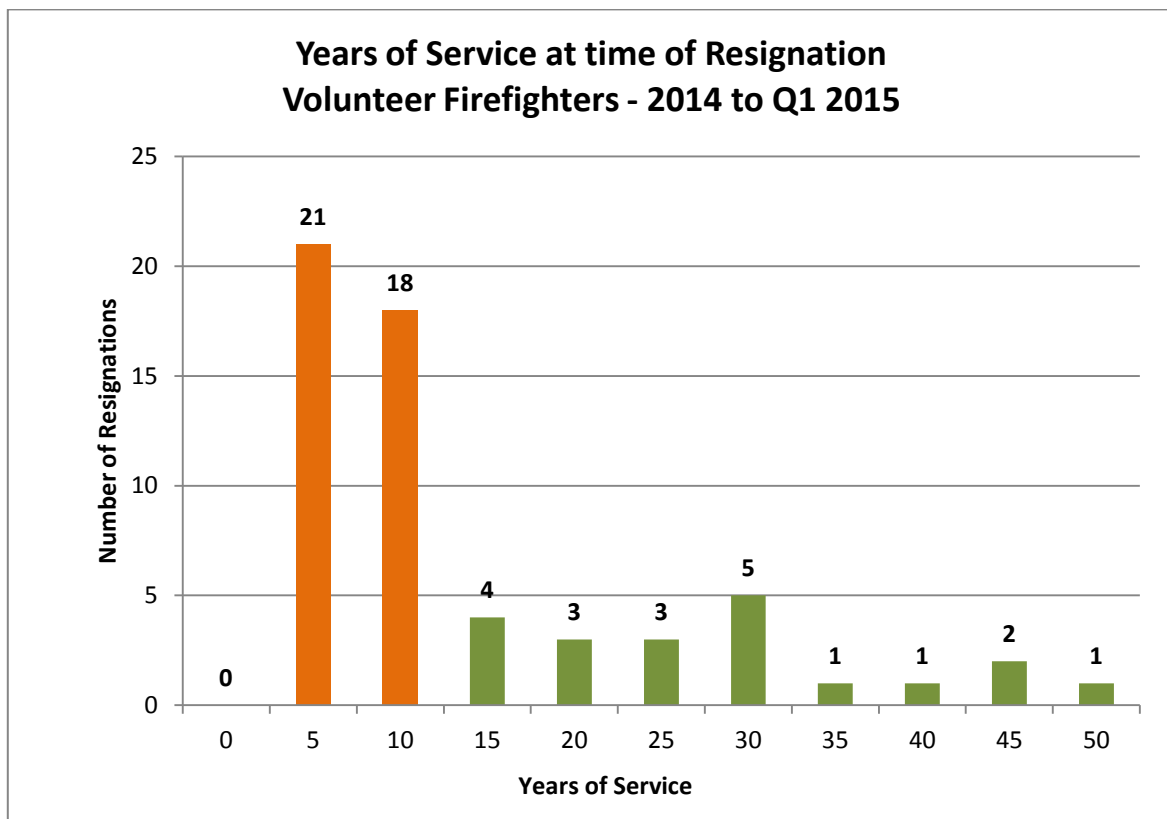


Figure 5. Number of Resignations by Years of Service cohorts (first 10 years)



Figure 6. Number of Resignations by Reason

