



the market

le marché

Annual Report 2019

Product name: GARLIC (Hardneck)

Grown in: Blezard Valley


\$2.50

m the market
le marché


FOODLAND

Board Members

Peggy Baillie
Thomas Merritt
Jenna Thornber
Liana Bacon
Avryl Wells
Dan Guillemette
Kim Fahner
Luc Roy
Stephane Lanteigne
Emilie Hebert
Trevor Vienneau



Year in Review



The Official Signing of the Contract



The Thursday Market opened on June 6th and closed on October 10. It was open weekly from 2 to 7pm.



The 2019 Market season opened on Saturday June 1nd and closed on Saturday October 26th, from 8am to 2pm.



Managing the best Market location in the city.




Three Great Cooking Demos



School Bus Painting



Petsave Adopt-a-thon



School of Architecture Installations



New Vendor Flags



Market Bucks Program



The day the baby goats appeared

Still a thriving business incubator





And we could not do it without our amazing Market Manager, Miranda.

Visitor Counts

	Saturday			Thursday			
	2019	2018	2017		2019	2018	2017
June	1811	1452	1598	June	1240	1117	NA
July	1900	1834	3005 (5 Saturdays)	July	2044	1939	875
August	2697 (5 Saturdays)	1721	1961	August	3930	3191	1020
September	2095	2877 (5 Saturdays)	2504	September	1018	1882	631
October	590 (to date)	934	1150	October	880	679	NA
TOTAL	9093(to date)	8818	10218		9112	8808	2526

Finance Report

As of Aug 31/2019

Finance Report

As of August 31/2019

Revenue

Vendor Fees	\$ 29624.57
Contract Payment	\$ 9000.00
Market Bucks	\$ 5379.14
Subtotal	\$ 44003.71

Expense

Bank Charges	\$ -307.05
Association Expense	\$ -1892.75
Human Resources	\$ -13237.50
Market Bucks	\$ -1050.00
Subtotal	\$ -16487.30

Balance	\$ 27516.41
----------------	--------------------

Note: Surplus is required to cash flow 2020 start-up and initial contributions to a reserve.

Year: 2019

Dept: 2240 - Downtown Market

Year
to Date (YTD)

Description	Budget	Actual
Expenses		
Materials - Operating Expenses		
Insurance Expense	2,268	2,151
Office and Misc Expense	1,153	1,545
Marketing and Advertising	10,000	395
Repairs & Maintenance	16,160	19,870
Special Events- Healthy Kids Day	3,000	1,200
Energy Costs		
Hydro and Water	1,706	275
Rent and Financial Expenses		
Credit/Debit Charges-Credit Card Fees	0	264
Grants - Transfer Payments		
Grants	20,000	20,000
Net Total	54,287	45,700

Municipal Budget

YTD
As of November 27, 2019

The image features a close-up of several bunches of fresh, orange carrots with green leafy tops, tied with blue rubber bands. They are arranged in the foreground, slightly out of focus. The background shows a busy outdoor market with various stalls, people walking, and green awnings. The entire scene is overlaid with a semi-transparent white filter, and the text "Thank you to the City" is centered in a large, black, sans-serif font.

Thank you to the City