



City of Greater Sudbury  
**Annual  
Financial Report**  
For the year ended December 31, 2013





- City's Strategic Plan and Organizational Structure
- Financial Accountability
- Financial Management
- Audited Financial Statements

2013

City of Greater Sudbury  
Annual  
Financial Report  
For the year ended December 31, 2013







## Reporting Differences

Annual Budget	Annual Financial Statements
Non-Consolidated	Consolidated and Government Business Enterprises
Modified Cash Basis	Accrual Basis of Accounting
Capital Assets Expensed	PSAB 3150; Capital Additions/Disposals and Amortization
Expenses by Department or Service Area	Expenses by FIR Category as per MMAH



# The Consolidated Financial Statements includes

- Greater Sudbury Housing Corporation
- Downtown Sudbury
- Flour Mill BIA
- Greater Sudbury Public Library Board
- Greater Sudbury Police Services Board

And an equity inclusion for:

- Greater Sudbury Utilities Inc.
- Sudbury Airport CDC

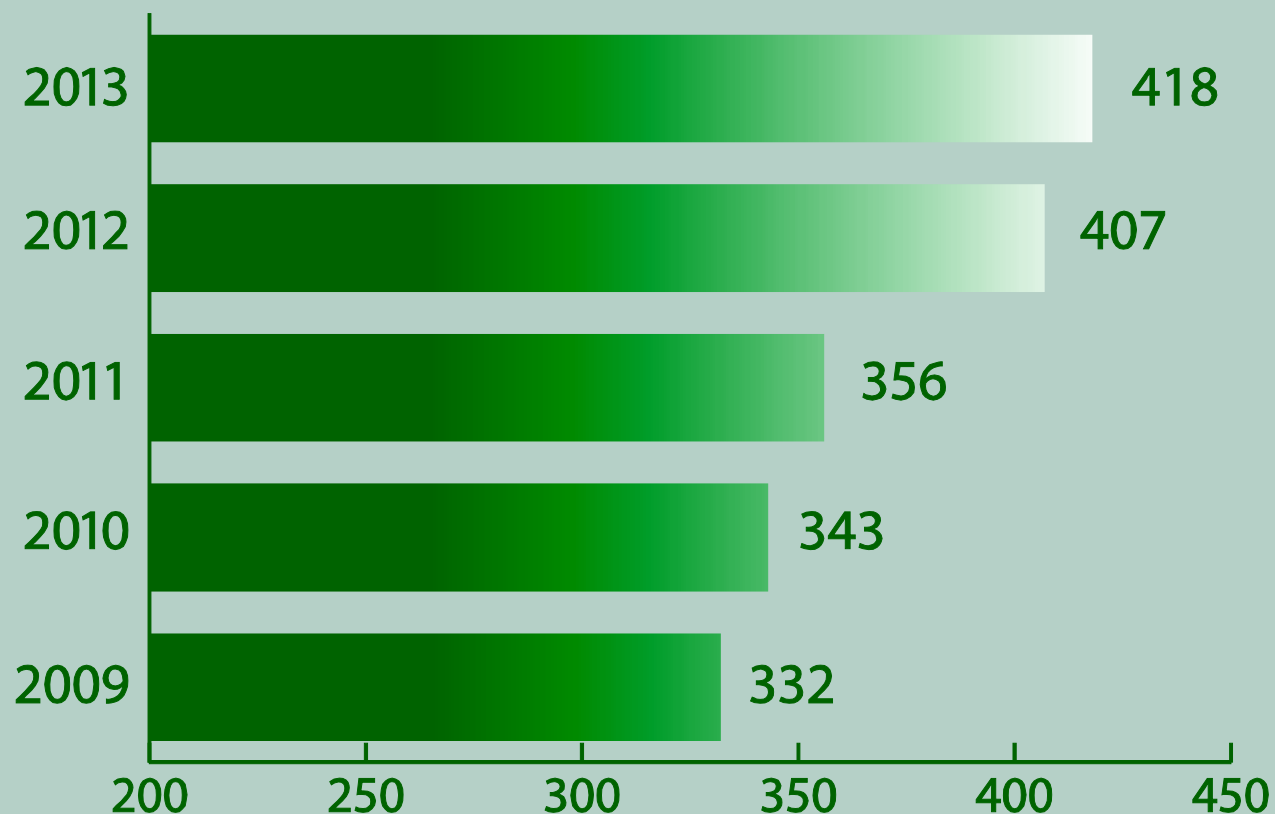


## Summary Consolidated Financial Position (in 000s)

		2013	2012
Financial Assets	\$	417,910	406,664
Financial Liabilities		231,818	218,344
Net Financial Assets		186,092	188,320
Capital Assets and other Non-Financial Assets		1,382,326	1,343,164
Accumulated Surplus	\$	1,568,418	1,531,484

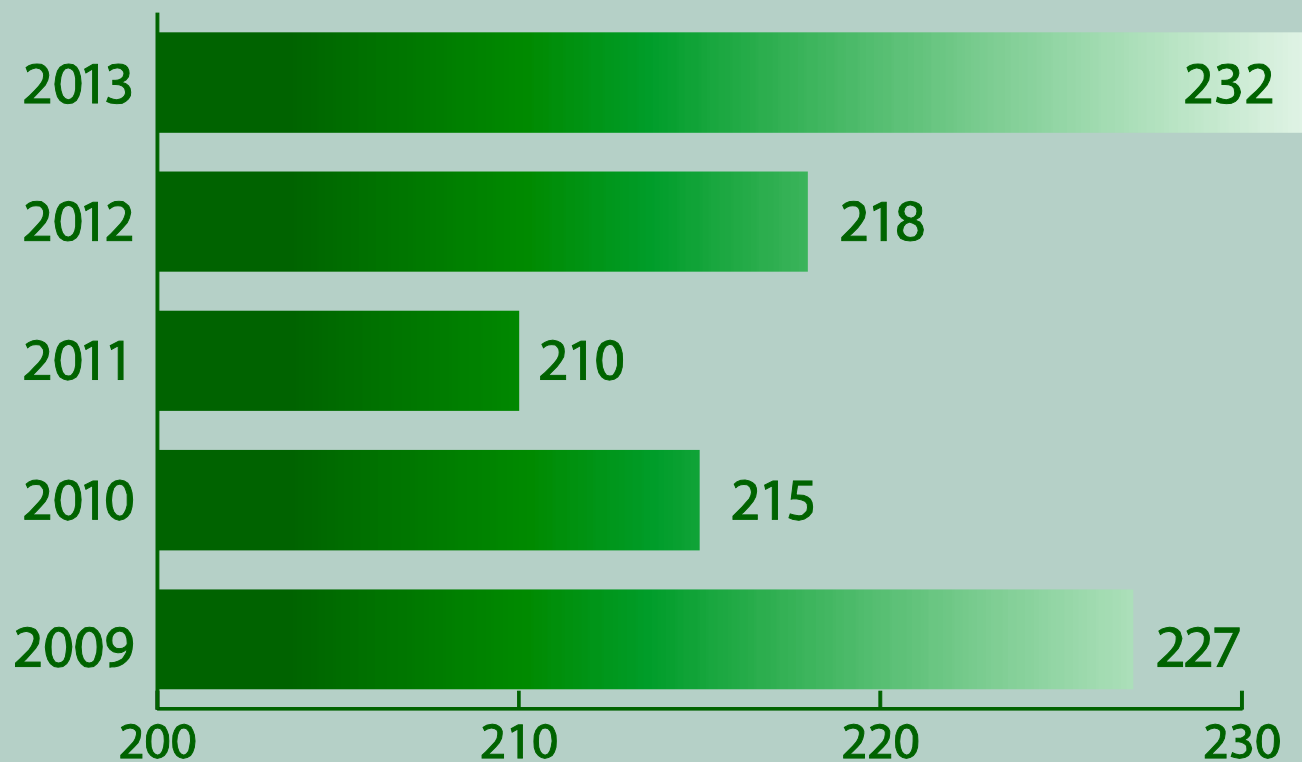


## 2013 Financial Assets *(in millions \$)*





## 2013 Financial Liabilities *(in millions \$)*







## Summary Consolidated Statement of Operations (in 000s)

	2013 Budget	2013 Actual	2012 Actual
Revenues	\$ 535,480	538,921	531,804
Expenses	504,176	501,987	485,333
Annual Surplus	\$ 31,304	36,934	46,471





## Annual Surplus (in 000s)

		2013	2012
Increase in investment in Capital Asset	\$	30,214	1,906
Increase/(Decrease) in Reserve and Reserve funds		(256)	42,516
Increase in investment in Government Business Enterprises		7,053	2,737
(Decrease) in unfunded liabilities		(269)	(868)
Increase in other		194	180
Annual Surplus	\$	36,934	46,471

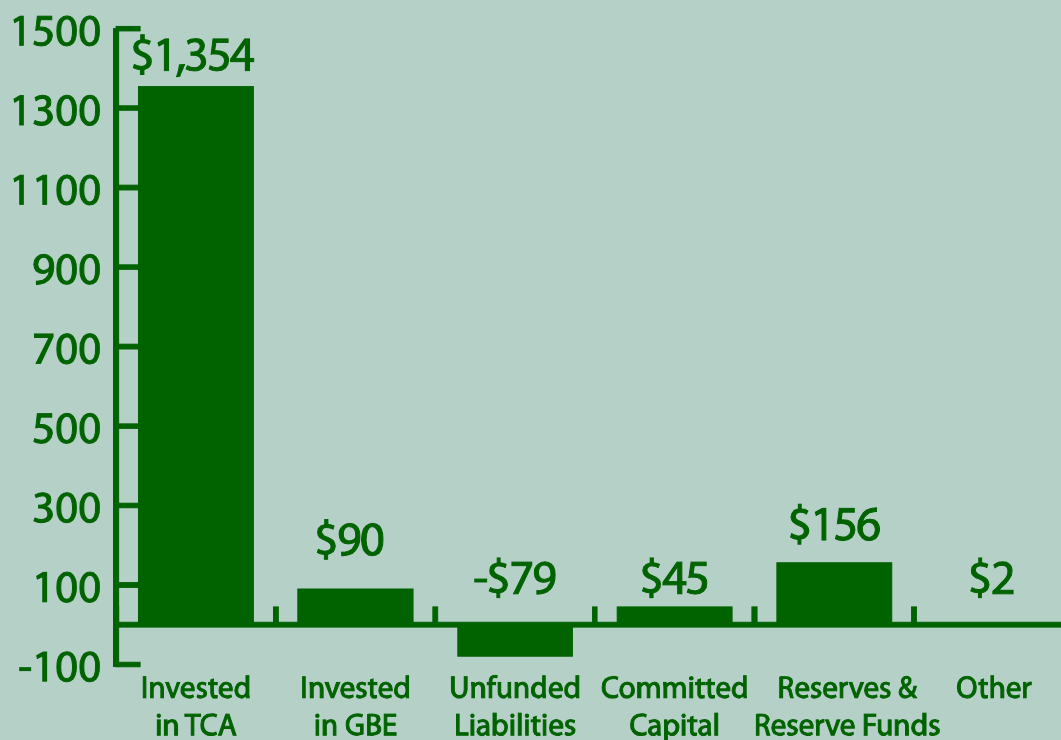


## Accumulated Surplus (in 000s)

	2013 Budget	2013 Actual	2012 Actual
Opening Accumulated Surplus	\$ 1,531,484	1,531,484	1,485,013
Annual Surplus	\$ 31,304	36,934	46,471
Closing Accumulated Surplus	\$ 1,562,788	1,568,418	1,531,484



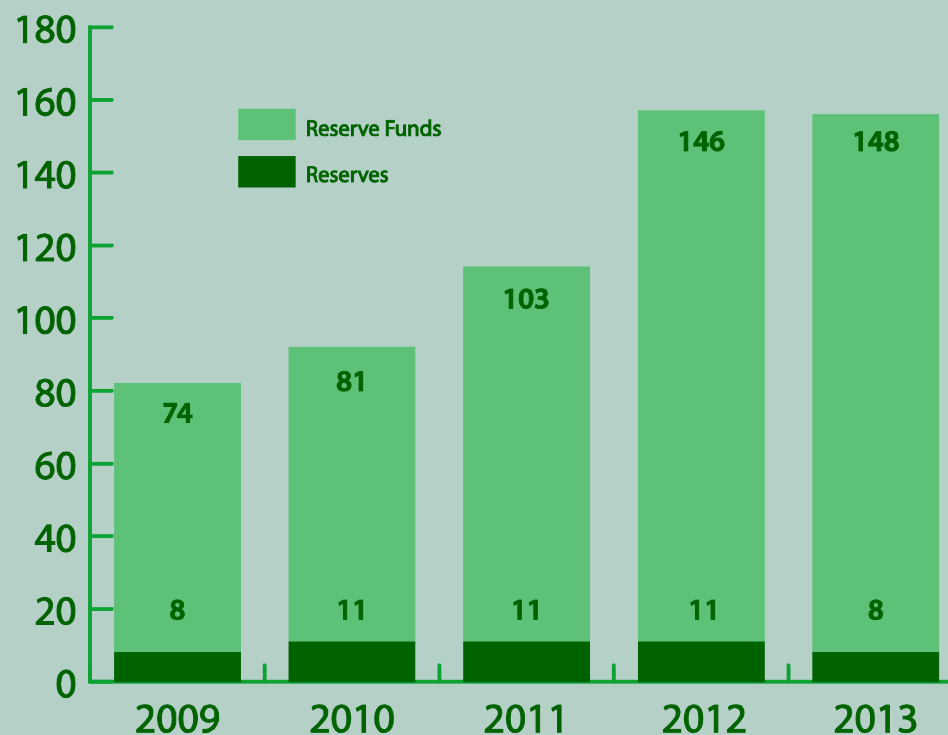
## 2013 Accumulated Surplus Breakdown *(in millions \$)*







## 2013 Reserves and Reserve Funds (*in millions \$*)





2013

City of Greater Sudbury  
Annual  
Financial Report  
For the year ended December 31, 2013

