




n o r t h e r n
WATER SPORTS
c e n t r e

City of Greater Sudbury

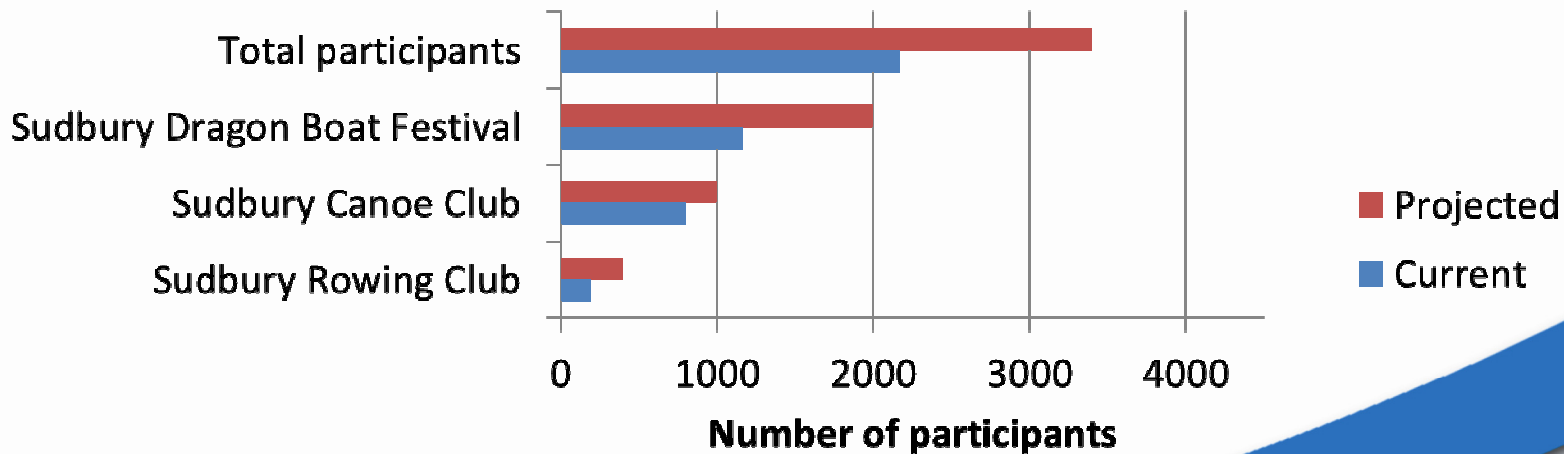
September 21, 2011

The New NWSC...



About the Partners

- Continuing partnerships between the
 - Sudbury Canoe Club
 - Sudbury Rowing Club
 - Sudbury Dragon Boat Festival
 - City of Greater Sudbury



The Opportunities

- Water sports centre of excellence
- Enable new program offerings
- Improved community access
- Provincial, National event opportunities



BETTER ACCESS

Community



High Performance



Project Status

- ✓ Feasibility Study Completed Spring 2007
- ✓ Design Phase, Completed Aug 2010
- ✓ Racecourse Partial Installation, Mar 2009
- ✓ Capital Funding, \$2.5M (of \$7M in total)
- ✓ Secured to-date:
 - Xstrata:** \$1M
 - NOHFC:** \$1M
 - City:** \$500k

NWSC: the Past 12 Months

Funding

- FedNor
- NOHFC
 - \$1M Capital Grant
 - Internship
- Job Creation Partnerships
- Corporate

Budget

- Professional Cost Analysis by MHPM

Partnerships

- Colleges: Trade students
- Contact Interculturel Francophone de Sudbury
- Sudbury Tourism Partnership




Sources of Project Capital

- **Capital Cost: \$7.0M Total Required**
 - \$5M required for Phase I build
- **Capital Funding in hand: \$2.5M**
 - \$1M from Xstrata Nickel,
 - NOHFC: \$1M,
 - \$500k from City
- **Grants in play:**
 - NOHFC: \$1M,
 - FedNor: \$1M

Northern Water Sports Centre – Wrap Up

- We have the construction drawings and are ready to go
- Securing funding will allow construction to start
 - Government
 - Private
 - Partner Capital Campaign



Project Next Steps: Phase I Build

- **Step 1: Funding (\$5M) - Dec 2011***
 - Secure Major Capital Grant Funding
 - Launch Community Capital Campaign
- **Step 2: Start Construction - Winter 2012***
 - Tender and Award Construction Contract
 - Construction Start Date
- **Step 3: Complete Phase I Build - Fall 2012***
 - Move Into Facility
 - Continue Fundraising for Phase II

*Target dates

Questions?



Total Estimated Economic Impact

TOTAL ECONOMIC IMPACT		Sudbury	
		1 yr	5 yr
TOTAL	Construction Spending	\$ 6,832,762	\$ 6,832,762
TOTAL	Operations Spending	\$ 480,888	\$ 2,404,440
TOTAL	Visitor Spending	\$ 933,363	\$ 4,666,815
TOTAL IMPACT		\$ 8,247,013	\$ 13,904,017

Jobs Created Year 1	Jobs
Construction	34
Operations	6
Hosting Events (tourism)	7
TOTAL	47

Jobs created 5 year period	65
----------------------------	----

Project Costing, July 30th, 2010

CAPITAL COST ESTIMATE	COSTS
CONSTRUCTION ELEMENTS:	
• New Building Construction	\$5,656,745
• Site and Shoreline Development	\$493,500
Sub Total:	\$6,150,245
DEVELOPMENT ELEMENTS:	
Soft Costs:	\$525,000
- Architectural Fees	
- Project Management Fees	
- Permits	
- Legal and Insurance Services	
- Marketing/Promotion Package	
Furnishings and Equipment	\$210,000
Sub Total:	\$735,000
Total Project Budget:	\$6,885,245



UPPER FLOOR PLAN

1. Main Entrance
2. Corridor
3. Barrier Free Lift
4. Stairs
5. Meeting room
6. Office
7. Office
8. Office
9. Office
10. Office
11. Kitchen
12. Washrooms
13. Storage
14. Training room
15. Multi-Purpose room
16. Deck

