



Budget11

Fire Services

Presented By: Marc Leduc

2011 Operating Budget Summary						
FIRE SERVICES	2011 Draft Budget (000s)			Variance to Budget 2010		
	Exp.	Rev.	Net	Net	% change	% 2010 Levy
Fire Services Summary	21,196	-230	20,966	1,263	6.4%	0.65%

Fire Services Stats

Year	Fires	No Loss Outdoor Fires	Pre Fire Conditions	Burning (Controlled)	False Fire Calls	CO False Calls	Medical Resuscita tor Calls	Public Hazard Calls	Rescue	Total Calls
2009	224	69	222	248	829	394	233	160	103	3335
2010	305	144	316	268	893	424	695	220	110	4022

Fire Services

- Accomplishments

Training Division Recruitment

- Volunteer Fire Fighter recruitment academy of 2010 trained 63 new Fire Fighters.



Fire Services

- Accomplishments

Firefighter Survival Program

- 90% of our Career Firefighters received certification in Firefighter Survival
- 2011-2012 Volunteer Firefighters will receive Firefighter Survival Training



Budget11

Fire Services

- Accomplishments

Swift Water Rescue

- Currently 16 Career Fighters are certified in Swift Water Rescue with 4 courses scheduled this spring.



Budget11

Fire Services

- Accomplishments

OFM Curriculum

- 2011 Training Division introduced the OFM Curriculum endorsed by the Ontario Fire College. This program standardizes training for all Career and Volunteer staff.



Budget11

Fire Services

- Accomplishments

2 Urban Rescue Pumpers

- Purchased and integrated two (2) new Urban Rescue Pumpers, approved by Council, September 23, 2009.



Fire Services

- Accomplishments – Public Education

- Public Safety Officers performed 83 presentations to 6214 people. These activities covered lectures on fire safety and both in-class and live fire extinguisher training.
- Presentations were held at local schools, businesses and community groups.



Budget11

Fire Services

- Accomplishments

- The Fire Safety Sign Program was developed and implemented to provide our citizens with fire safety messages throughout CGS in the form of small roadside signs. These signs, sponsored by community partners, provide prevention education for our citizens while raising funds to further supplement our prevention initiatives and to purchase a video sign.

Fire Services

- Accomplishments – Public Education

- 23 fire safety booths set up at various businesses, malls and community events reaching 16,455 people
- “Fire & Ice” Hockey Card Program had 35,000 Wolves cards with fire safety messages on the back handed out at Wolves games

Fire Services

- Accomplishments – Public Education

- Radio: 488 PSAs – educating and promoting smoke alarms, open air burning by-law, fire prevention week, etc.
- Television: 706 PSAs – same
- Majority of PSAs were sponsored by various organizations.

Fire Services

- Accomplishments – Public Education

- Our great PSA efforts were acknowledged by the Office of the Fire Marshal
- Public Safety Officer, Mitch Theriault was a guest speaker at both the provincial Public Educators Conference in Barrie and the Executive Development Seminar (Chief's conference) to highlight our success.

Fire Services

- Accomplishments – Public Education

- TAPP-C, The Arson Prevention Program for Children is offered to juvenile fire setters under the age of 18
- We had 16 children enrolled resulting in 48 at home visits with the child and caregivers

Fire Services

- Accomplishments – Public Education

- A total of 768 Ontario Fire Code Inspections were performed at various building occupancies within the City of Greater Sudbury in 2010
- 556 of these buildings brought into compliance with the Fire Code



Budget11

Fire Services

- Accomplishments – Fire Prevention

- 105 fire company inspections/pre-incident plans were performed by on duty suppression crews
- High hazard occupancies were targeted. Crews performed a building inspection and familiarized themselves with building layouts and hazards

Fire Services

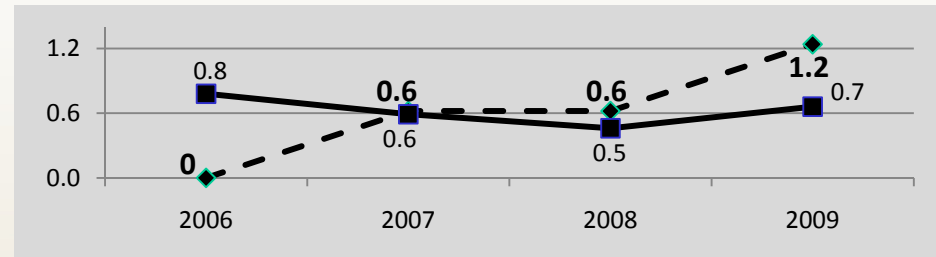
- Accomplishments

Strategic Planning

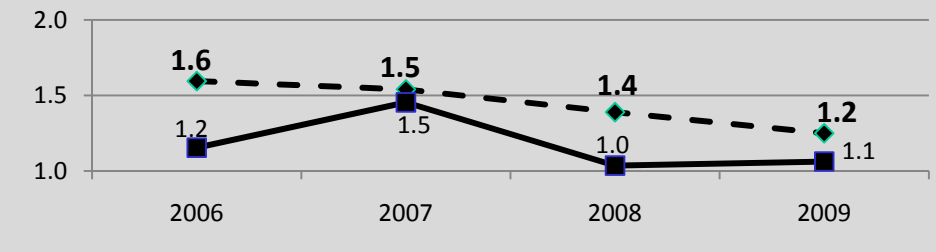
- A Fleet Rationalization Study was commissioned and received. The report will be included in an overall Fire Service strategic plan which will be presented to Council.

Fire Services - OMBI Performance Measures

Residential Fire Related Fatalities
per 100,000 Population – Entire
Municipality



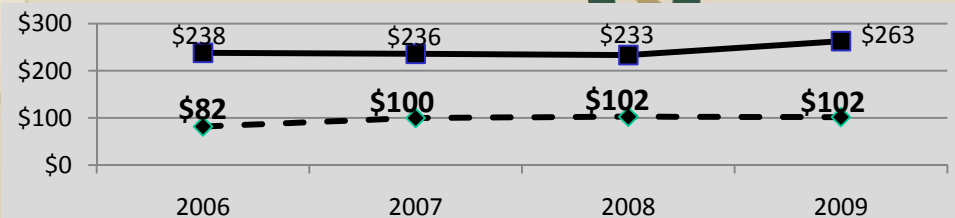
Rate of Residential Structural Fires
with Losses per 1,000 Households
– Urban Area



Actual 90th Percentile Fire Station
Notification Response Time
(in minutes)

	URBAN		RURAL	
	CGS	Med.	CGS	Med.
2008	10.9	7.0	20.2	14.4
2009	9.4	6.9	15.8	15.2

Fire Operating Cost per Urban
Staffed In-service Vehicle Hour





Budget11

Fire Services