

Presented To:	Operations Committee
Presented:	Monday, Dec 04, 2017
Report Date	Tuesday, Nov 07, 2017
Type:	Managers' Reports

Request for Decision

Solid Waste Advisory Panel - Update and Recommendations 2017

Resolution

Resolution #1:

THAT the City of Greater Sudbury approves the removal of the 24 hour notice period for Orders to Clean (Remove) as outlined in the report entitled "Solid Waste Advisory Panel – Update and Recommendations 2017" from the General Manager of Growth and Infrastructure, presented at the Operations Committee meeting on December 4, 2017.

Resolution #2:

THAT the City of Greater Sudbury directs staff to proceed with the development of a household battery collection program as outlined in the report entitled "Solid Waste Advisory Panel – Update and Recommendations 2017" from the General Manager of Growth and Infrastructure, presented at the Operations Committee meeting on December 4, 2017.

Relationship to the Strategic Plan / Health Impact Assessment

This report refers to operational matters.

Report Summary

This report provides a summary of the eleven reports reviewed by the Solid Waste Advisory Panel in 2017.

This report also seeks approval to remove the 24 hour notice period for "Orders to Clean (Remove)" and approval to proceed with the development of a household battery collection program.

Financial Implications

There are no financial implications associated with this report.

Signed By

Report Prepared By

Chantal Mathieu
Director of Environmental
Digitally Signed Nov 7, 17

Health Impact Review

Chantal Mathieu
Director of Environmental
Digitally Signed Nov 15, 17

Financial Implications

Liisa Brule
Coordinator of Budgets
Digitally Signed Nov 15, 17

Recommended by the Department

Tony Cecutti
General Manager of Growth and
Infrastructure
Digitally Signed Nov 15, 17

Recommended by the C.A.O.

Ed Archer
Chief Administrative Officer
Digitally Signed Nov 15, 17

Background

The Solid Waste Advisory Panel functions as Council's public liaison on current solid waste management issues. The Panel's primary objectives are to:

- increase waste diversion and recycling efforts; and
- for the dissemination, review and exchange of solid waste information

The Panel met on June 21st and October 25th, 2017. Panel members were also invited to a tour of the Recycling Centre and the Household Hazardous Waste Depot on June 8, 2017.

Eleven reports were presented and reviewed with the Panel members. Seven reports are for information only, unless the Committee directs staff to proceed in a different manner and two reports require approval of the Committee to proceed.

A summary of the 2017 Solid Waste Advisory Reports are listed below. Staff will review each report summary and be available for questions or direction.

2017 Solid Waste Advisory Report Summaries

Report # 1 – An overview of the new support programs for diaper waste, cloth diapers, medical circumstances and pet waste was provided. The report was received for information only and one action item was created for the medical circumstances program. The action item was to consider whether a resident with a long term medical condition could avoid the renewal process. Staff has indicated that this is under review and a follow-up report would be provided.

Report # 2 – An overview of the Home Visit Educational Program Plan was provided. The plan seeks to educate residents within their home on how to successfully and effortlessly meet the garbage unit limit by participating in various waste diversion programs.

Report # 3 – An overview on the distribution of various waste diversion equipment was presented, including the budget spent to date. An increase in equipment distribution was noted since the reduction in the garbage collection limit.

Report # 4 – An overview of field education and inspections program was provided. The report outlined the various tools used to educate residents in the field and the formal steps taken in the event of non-compliance. A sample door hanger that is used by the Field Officer is provided in Appendix A.

Report # 5 – An overview of the Large Furniture & Appliance program was provided. Staff described the current list of eligible items, non-eligible items and alternatives for collection, diversion and disposal (refer to Appendix B). The Panel did not request any changes to

the current program other than minor clarification points. This included an increase focus that residents are not required to remove the CFCs from appliances, minor wording changes on two eligible items and that an acknowledgement response be provided when scheduling collection of large furniture and appliances on the future waste app feature. The Panel did support diverting additional items in this category for recycling once funding is available.



Report # 6 – An overview of Ontario’s new waste management framework as it relates to the blue box program was provided. Staff have been and continue to participate in a consultative process on the possible transition of the blue box program to stewards. Staff will be providing a report to the Operation’s Committee once additional details are available.

Report # 7 – An overview on the type of waste diversion equipment provided or sold was reviewed including the upcoming equipment tender. Staff will be including two new items in this tender. The first will be pricing for blue box lids. Once this pricing is received, staff will report back with options. The second item will be pricing for the “Leaf Buddy”. The “Leaf Buddy” is a large capacity container with lid for leaf and yard trimming material. This large container with lid was originally titled the “Big Green” during the trial period.



However, the “Big Green” on several occasions was used for green cart organics and caused collection confusion. Therefore, the replacement container will be a different colour and sold at cost.

Report # 8 – In the waste collection policy implementation plan of 2016, staff indicated the potential development of additional diversion programs for textiles and household batteries. Both these programs were reviewed with the Panel.

A textile program, although beneficial to local waste diversion efforts was not recommended by staff due to excessive cost (>\$500,000) and the possible interference with the upcoming changes to the blue box program. The Panel supported this position.

A household battery collection program was recommended by staff and supported by the Panel. Household batteries are found to be the most misplaced hazardous waste item found in the garbage stream despite various efforts to improve the situation. The initial collection cost aspect of the program is expected to be approximately \$8,000 per year. At this time, staff is requesting approval to proceed with the development of a detailed program and return to the Committee for final approval.



Report # 9 – An overview of the “Order to Clean (Remove)” process was reviewed with the Panel. Staff has authority to provide written notices to persons to remove waste that is not authorized under the Waste Management By-law. These notices are only used when traditional communication tactics have failed to provide the necessary results. The notice typically includes a 24 hour period in order for the person to rectify the situation. In most cases, the situation is handled by the property owner. When the situation is not handled by the property owner, the City would arrange to have the waste removed and the property owner would be sent an invoice for this work. The purpose of the report was to receive support to have the minimum 24 hour notice period removed from the by-law in order to deal with situations that are considered hazardous, dangerous or for repeat offenders. A notice would be delivered to the property, the waste would be immediately removed from the roadside and the property owner would be sent an invoice. The Panel supported this recommendation and staff is requesting approval from the Committee to proceed with the by-law amendment.

Report # 10 – Staff provided the Panel with litter prevention options near landfill sites and discussed current litter abatement programs. The three options included posting signs leading to the sites, handing out flyers to site users and developing a warning and fee system for site users that litter by not securing their load. The Panel agreed that the current litter abatement process and handing out flyers would suffice.

Report # 11 – A report on various statistics in a new infographic style was provided to the Panel. A few corrections and request for changes were noted in the meeting and the updated infographics are provided in Appendix C for the Committee’s review. The Panel was very receptive to this new style of data presentation.

Recommendations

At this time, staff is recommending that the 24 hour notice period for the “Order to Clean (Remove)” time period be removed from the Waste Management By-law. This would expedite the removal of roadside waste in situations that are considered hazardous, dangerous or for repeat offenders.

Staff is also recommending that a household battery collection program be developed and returned for review and approval by the Committee.

Appendix A



Environmental Services Services de l'environnement

An Officer attended at
Un agent est passé(e) chez vous à

a.m. / p.m. | du matin / soir

date

to inspect / pour inspecter

No one was home. **Please contact:**
Il n'y avait personne chez vous.
Veuillez communiquer avec :



311 Service At Your / À votre

 **Sudbury** Greater | Grand



Appendix B

Furniture and Appliances

Weekly collection of furniture and appliances is available to low density (six units or less) residential properties on a curbside waste collection route.

Collection Requirements

Furniture and appliances are:

- to be placed at the curbside no earlier than 8:00 p.m. the evening prior to your collection day and no later than 7:00 a.m. on your collection day. Items will be collected within five working days (before your next scheduled collection day).
- to be placed in a visible location on the ground as close as possible to the roadway. For example, do not place items out behind shrubs, fences or snow banks.
- **NOT** to be placed on the sidewalk or travelled roadway. This area must be kept clear for road or sidewalk maintenance crews. This is especially important in the winter months.
- to be placed on levelled ground and not on top of snow banks. In the winter, shovel an area that is flat and place your items at this location. We don't want items falling, slipping or tipping over. This is very important for CFC-containing appliances. We don't want damage to the pipes that contain the CFC's. CFC's are considered ozone depleting substances.

If you can't meet the above-noted requirements, then the items can't be placed out for collection and should then be delivered directly to the landfill site.

Items Eligible for Collection

- Air Conditioners
- Armoires
- Baby Car Seats
- Barbeques
 - Propane tank must be removed and taken to the household hazardous waste depot.
- Barrels (*large oak, metal or plastic*)
 - Must be empty.
 - Smaller barrels should be placed in an approved garbage container as part of the garbage container limit.
- Baseboard Heaters longer than 4 feet
 - If smaller, place in approved garbage container as part of the garbage container limit.
- Basketball Stand
- Bathtubs
- Bed Frames
- Benches
- Bicycles
- Blinds longer than 4 feet
 - If smaller, place in approved garbage container as part of the garbage container limit.
- Bookcases, Shelving Units (*assembled*)
- Box Springs
- Brooms longer than 4 feet
 - If smaller, place in approved garbage container as part of the garbage container limit.
- Chairs (*kitchen, folding, patio, high chair, wheel chair*)
- Change Tables
- Chesterfields
- Christmas Trees (*artificial*)
- Coffee Tables
- Computers (*home*)
- Coolers (*large*)
- Couches
- Cribs (*fully assembled*)
- Curtain Rods longer than 4 feet
 - If smaller, place in approved garbage container as part of the garbage container limit.
- Dehumidifiers
- Desks
- Dishwashers
- Drawer Chests or Dressers
- Drums (*large oak, metal or plastic*)
 - Must be empty.
 - Smaller drums should be placed in an approved garbage container as part of the garbage container limit.
- Dryers
- End Tables
- Exercise Bikes (*home*)
- Exercise Equipment (*home*)
- Fan (*large ceiling or floor fan*)
 - Small fans should be placed in an approved garbage container as part of the garbage container limit.
- Filing Cabinet
- Fireplaces (*all types*)
- Floor Lamps
 - Table lamps should be placed in an approved garbage container as part of the garbage container limit.
- Freezers (*doors must be removed*)
- Furnaces
- Futons
- Hampers (*clothes hampers that are taller than 4 feet*)
 - Must be empty.
 - Smaller hampers should be placed in an approved garbage container as part of the garbage container limit.
- Headboard and Footboard (*for bed*)
- Hockey Nets
- Hot Water Tanks
- Ironing Board
- Ladders longer than 4 feet
- Laundry Tubs (*cement, plastic, metal*)
- Lawn Mowers
 - Drain fuel and oil.
- Luggage longer than 4 feet
 - Must be empty.
 - Smaller luggage should be placed in an approved garbage container as part of the garbage container limit.
- Mattresses
- Microwaves
- Ovens
- Patio Umbrellas (*please fold*)
- Photocopiers / Printers (*residential*)
- Playpens
- Rake, Shovels or Pitch Fork Longer than 4 feet
 - Smaller luggage should be placed in an approved garbage container as part of the garbage container limit.
- Range Hoods
- Recliners
- Refrigerators (*must remove doors*)
- Sinks
 - Without counter tops, cabinets or plumbing.
- Skis longer than 4 feet
 - Smaller items should be placed in an approved garbage container as part of the garbage container limit.
- Snow Blowers
 - Drain fuel and oil.
- Snow Boards
- Sofas
- Sofa Beds
- Stereo Equipment
- Stool
- Stoves
- Strollers
- Swing Sets (*fully assembled or call for details*)
- Tables
 - Kitchen, dining, coffee, end, patio, pool, picnic, etc.
- Toboggans (*child's*)
- Televisions
- Toilets
- Toys (*large*)
 - For example: plastic playhouses, rigid plastic pools, rigid plastic sand boxes, sleighs, hockey nets.
- Treadmills
- Trunks (*must be empty*)
- Typewriters
- Vacuum Cleaners
- VCRs and DVD Players
- Washing Machines
- Water Purifier
- Wheelbarrow
- Workout benches (*home*)

Items not eligible for collection under Furniture and Appliances

- Regular household garbage; renovation/demolition waste (drywall, wood, piping, bricks, siding, shingles, counter tops, flooring/carpeting, windows/doors, etc.); fencing; used oil tanks; automotive parts; tires; etc.

REUSE!

Instead of trashing items in good condition, consider donating or selling them.



[Home](#) > [Live](#) > [Garbage and Recycling](#) > How to Reduce Waste

How to Reduce Waste

We want to help keep unnecessary items from entering our landfills and help you meet your weekly garbage collection limit. Check out some of the options below for ways to keep your used goods out of our local landfills.

If you have any questions about these programs please call the City at 311.

Buy, Donate or Sell It

Rather than sending old or unused items to the landfill, consider donating, selling or buying gently used items.

Buy items from the [Reuse Store at the Sudbury Landfill](#) (open Saturdays).

Buy or sell items online. There are several online platforms for selling and buying used goods in your community. Here are some of the sites that you can browse or join:

- www.used.ca
- www.freecycle.org
- www.trashnothing.com
- www.letgo.com
- www.buyselltrade.ca
- www.kijiji.ca
- You can also search www.facebook.com for virtual swap and buy groups near you.

Buy, sell or donate items to second hand/thrift stores or consignment shops. Please phone ahead before bringing in donated items. Some local second hand stores include:

- Value Village
- Habitat for Humanity Re-Store
- Salvation Army
- Jarrett Centre
- Canadian Diabetes Association
- Kidney Foundation of Canada
- St. Vincent De Paul Society
- Thrift Store
- Hock Shop
- Surplus Liquidators
- Bargain Annie's
- Kids Closet
- Sweet Cheeks

Buy items at yard sales or sell items by hosting one yourself (check out virtual listings too).

- www.classifieds.thesudburystar.com
- www.sudbury.com/classifieds
- www.varagesale.com
- www.entertainmentsudbury.com/yard-sales
- www.gsalr.ca

Donate items to family, friends, local groups, community centres and churches.

Are you an organization that accepts, buys, or sells used items in Greater Sudbury?

If you would like to be added to this list, send an email to wastemanagement@greatersudbury.ca. Include your name, business name, address, phone number, email address and website or Facebook page.

There may be web sites linked to and from this site that are operated or created by or for organizations outside of the City of Greater Sudbury. [Read our disclaimer.](#)



How to use a Residential Garbage Tag

With an approved garbage bag:

- Secure top of approved* garbage bag with a twist tie or knot.
- Attach tag around the neck of bag making sure it is secured.
- Do not use tags as a twist tie.
- Only one tag per bag is required.
- Full tag must be displayed and placed properly on an approved garbage bag only.

* Approved garbage bags must be no more than 125 centimetres (4.1 feet) and no less than 80 centimetres (2.6 feet) in height by no more than 90 centimetres (3 feet) and no less than 65 centimetres (2.1 feet) in width and weighs no more than 18 kilograms (40 pounds) when filled.

With an approved garbage bundle:

- Approved* bundles of garbage must be securely tied (e.g. with string/twine).
 - Attach tag to the string/twine so that it is easily visible.
 - Only one tag per bundle is required.
 - Full tag must be displayed.

* Approved bundles must be no more than 1.2 metres (4 feet) in length, by 60 centimetres (2 feet) in width, and weigh no more than 18 kg/40 lbs.



With an approved garbage container:

- Tags may not be placed on the container itself.
- Only one tag is required on the top bag for the entire approved* container to be collected as long as it weighs no more than 18 kilograms / 40 pounds.
- Do not use tags as a twist tie.
- Full tag must be displayed.
- Place the tag on the top bag inside the container where it will be clearly visible once the collector removes the lid.

* Approved garbage containers have a capacity of no more than 133 litres/35 gallons, are no taller than 95 centimetres (3.1 feet) and no wider than 60 centimetres (2 feet), with handles set above the midpoint on both sides of the container and has a lid that may be easily and completely removed (any device used to tie down the lid must be completely removed prior to collection).

*For further information, please call
City Services at 3-1-1 or visit our website at
www.greatersudbury.ca/wastemanagement.*



Appendix C

Litter Program

Litter Containers





= 50 containers



Adoption Groups



= 10 groups



Litter Collected




= 2,000 kg



Collection Programs

Special Events

- Recycling

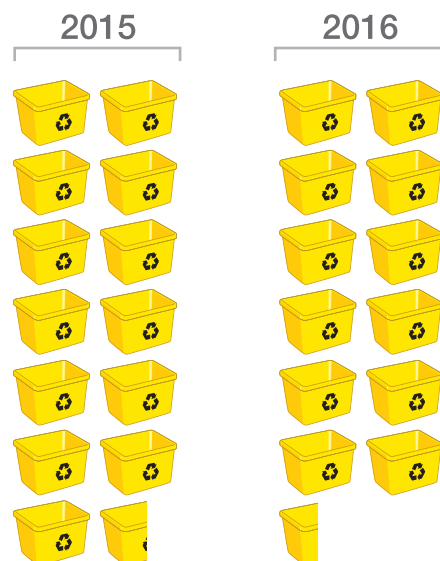

$$= 10$$


42

36

Biz Box

Recycling

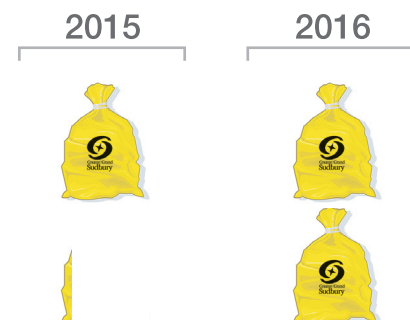

$$= 10$$


136

125

Biz Bag

Garbage

 $= 10$ 

11

20

Collection Agreements


$$= 10$$


489



483

Collection Programs

Diaper Exemptions


New Fall 2016



n/a 210


Cloth Diaper Rebate

New Fall 2016



Medical Exemption

New Fall 2016



Pet Digester


New Fall 2016



Waste Diversion

Provision of
Blue Boxes

 = 1000

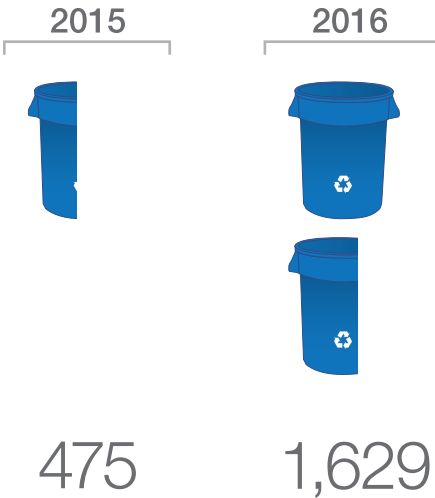


10,714

13,501

Provision of
Big Blues

 = 1000



475

1,629

Provision of
Green Carts

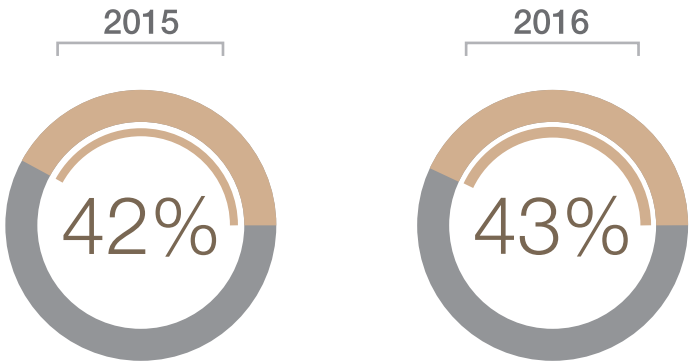
 = 1000



547

1,875

Overall Residential Diversion Rate



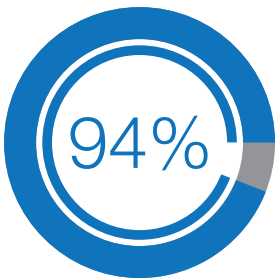
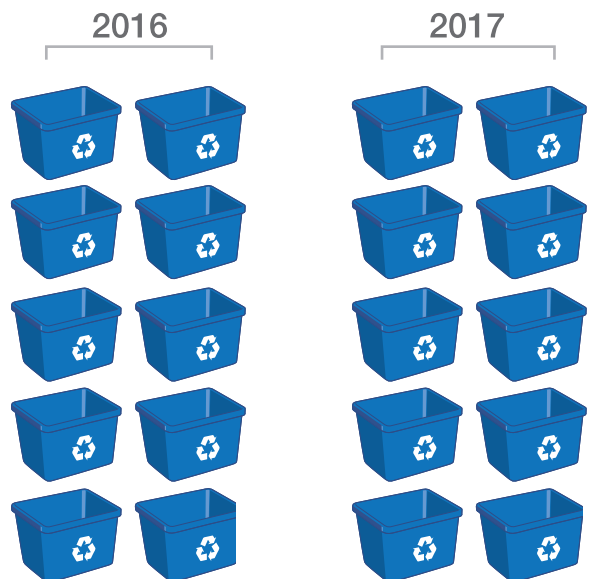
42%

43%

Participation Rate

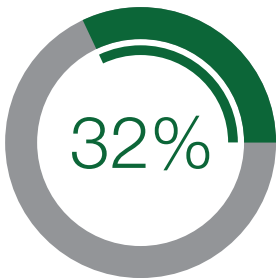
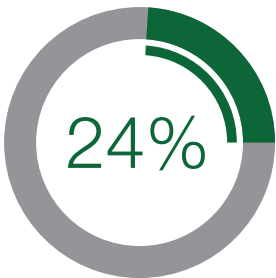
Blue Boxes

 = 10 %



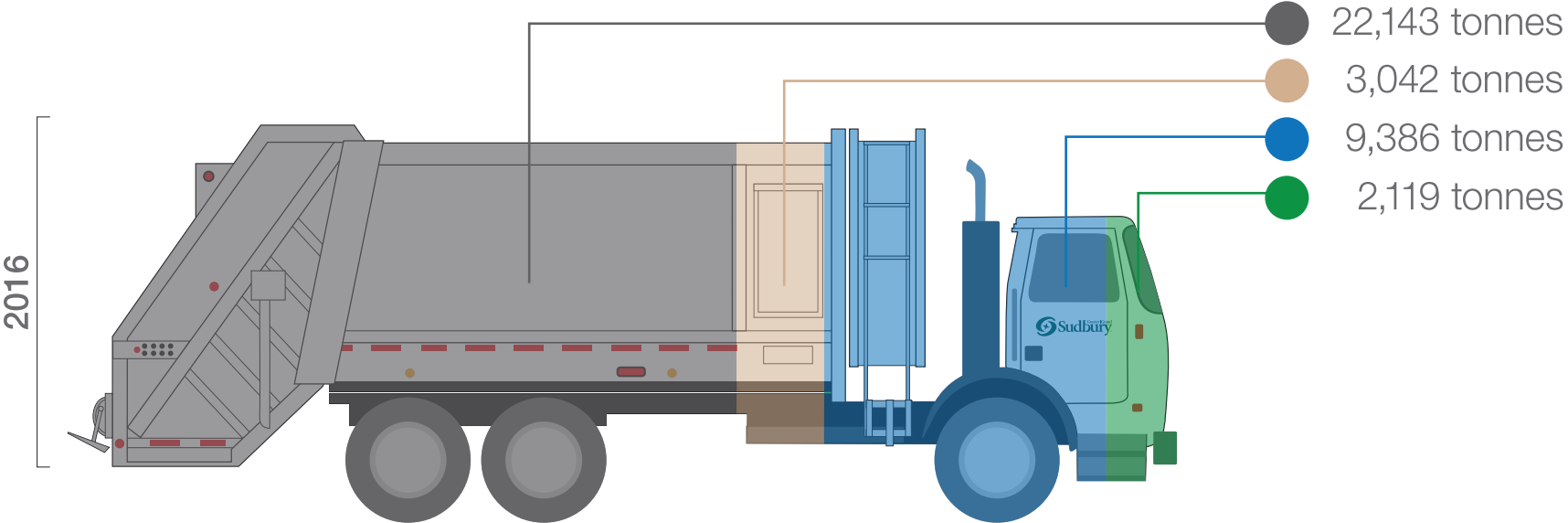
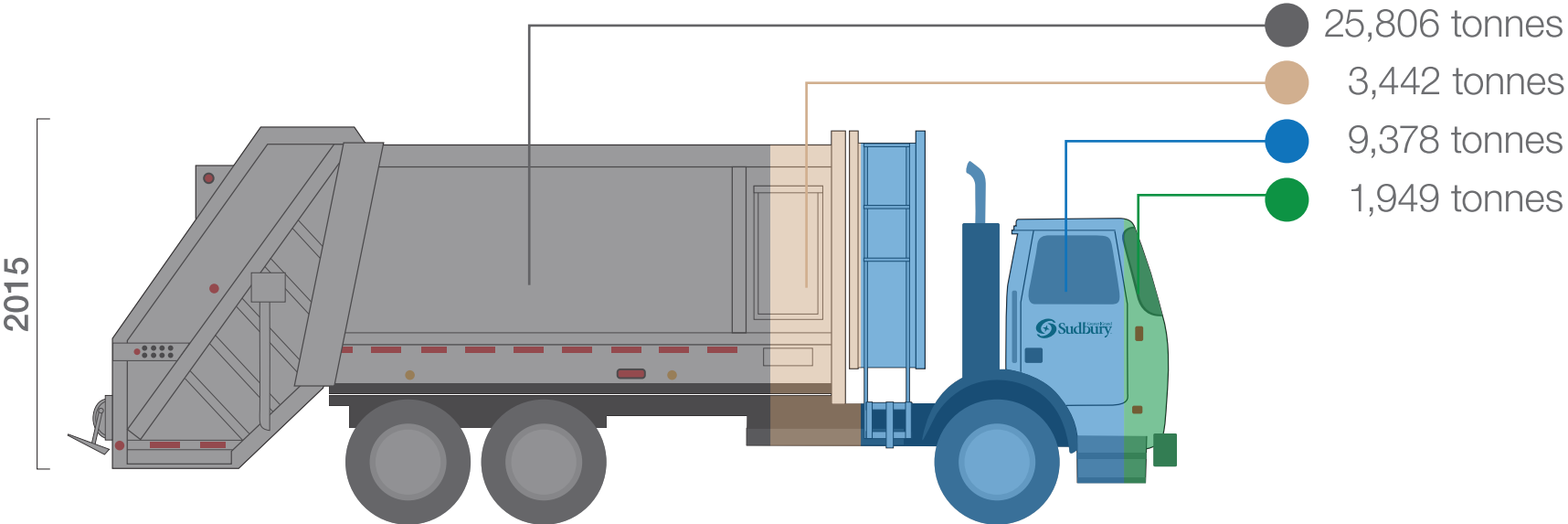
Green Carts

 = 10 %



Based on a 100 household waste audit.

Residential Collection



● Garbage ● Leaf & Yard Trimmings ● Blue Box ● Green Cart

Contamination or Problematic Items



Household batteries
in the garbage




Paper cups or
paper towels
in the blue box



Plastic wrap
in the blue box



Chip bags and
candy wrappers
in the blue box



Broken glass in the
blue box or garbage

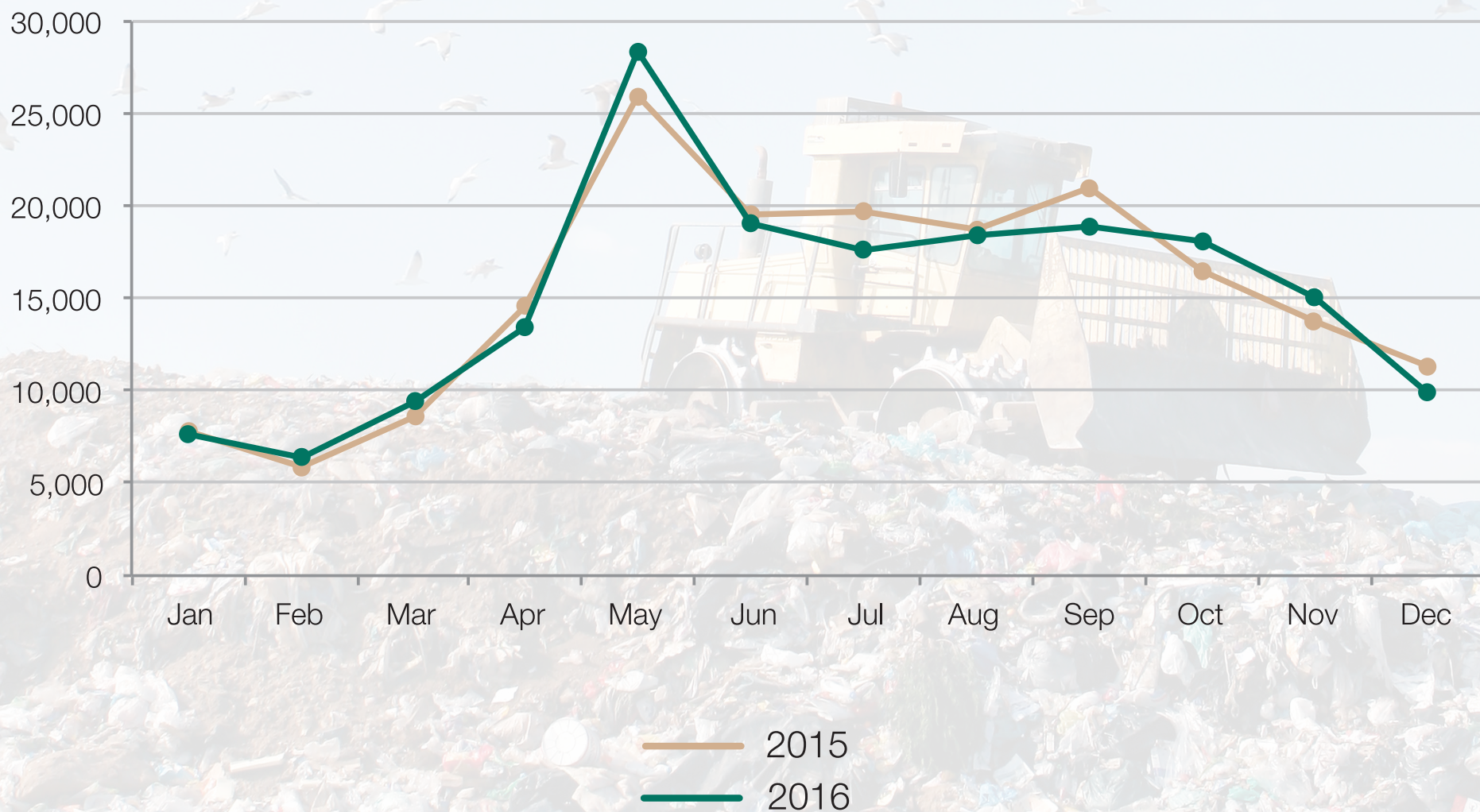


Syringes in the
blue box or garbage




Wood bundles with
exposed nails or screws

Residential Trips to Landfills / Transfer Station




Spring


Number of Trips



Tonnes Delivered

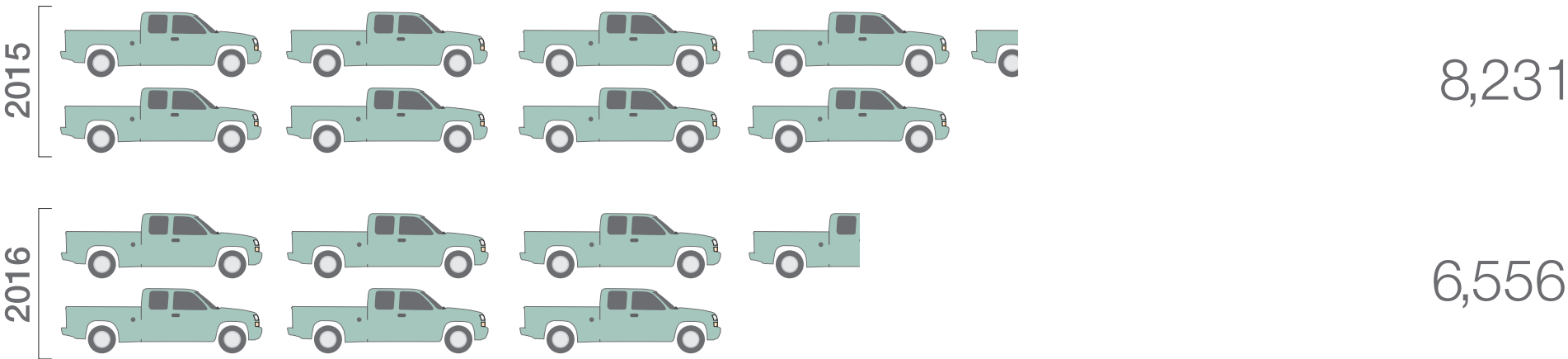


Tires Delivered



Fall

Number of Trips



Tonnes Delivered



Tires Delivered




Waste Landfilled (all sources)

Area

Tonnes Landfilled  = 1,000 tonnes


Sudbury



73,386

79,702


Hanmer



13,331

16,238

Azilda*



13,959

7,488

* Note: Less tonnes disposed at the Azilda site in 2016 due to the scale replacement.

Sudbury Landfill - Waste Density of Compacted Garbage

